

**Zeitschrift:** Bauen + Wohnen = Construction + habitation = Building + home : internationale Zeitschrift

**Herausgeber:** Bauen + Wohnen

**Band:** 7 (1953)

**Heft:** 1

**Rubrik:** Summary

### **Nutzungsbedingungen**

Die ETH-Bibliothek ist die Anbieterin der digitalisierten Zeitschriften. Sie besitzt keine Urheberrechte an den Zeitschriften und ist nicht verantwortlich für deren Inhalte. Die Rechte liegen in der Regel bei den Herausgebern beziehungsweise den externen Rechteinhabern. [Siehe Rechtliche Hinweise.](#)

### **Conditions d'utilisation**

L'ETH Library est le fournisseur des revues numérisées. Elle ne détient aucun droit d'auteur sur les revues et n'est pas responsable de leur contenu. En règle générale, les droits sont détenus par les éditeurs ou les détenteurs de droits externes. [Voir Informations légales.](#)

### **Terms of use**

The ETH Library is the provider of the digitised journals. It does not own any copyrights to the journals and is not responsible for their content. The rights usually lie with the publishers or the external rights holders. [See Legal notice.](#)

**Download PDF:** 19.02.2025

**ETH-Bibliothek Zürich, E-Periodica, <https://www.e-periodica.ch>**




Spengler Sanitär Dachdecker

# Genossenschaft

Zürich Zeughausstraße 43 Telefon 23 07 36 Gegründet 1907

Dachdeckerarbeiten  
Reparaturen



Sanitäre Anlagen / Techn. Büro

Spenglerarbeiten  
Ventilationen  
Metalldruckerei

### Administration de la Fabrique de sacs en papier Rothrist S.A. à Rothrist (pages 30-33)

Au lieu d'agrandir le bâtiment administratif existant, l'architecte proposa d'élever un nouveau bâtiment permettant de résoudre plus heureusement les problèmes de volume, d'organisation interne et de situation. - Les salles du rez-de-chaussées sont essentiellement réservées aux relations avec la fabrique et avec l'extérieur (Direction, salles de conférence, bureau de paye). L'étage supérieur est occupé par les bureaux d'administration (correspondance, comptabilité, vente, archives). - Les conditions posées étaient, d'une part, la possibilité de transformations ultérieures - donc peu d'appuis et des parois facilement déplaçables - d'autre part un temps de construction réduit au minimum par l'emploi d'éléments préfabriqués. Ceci conduisit à une construction à squelette de béton armé calculé au plus près, à deux piliers intérieurs seulement au parterre, et à l'emploi, pour les parois intérieures, de panneaux vitrés préfabriqués en Grisotex. Les travaux de peinture furent considérablement réduits par le montage de dalles pour les façades.

### Entrepôts et bureaux d'une entreprise du commerce des métaux, Rotterdam (pages 34-38)

C'est un long bâtiment bien proportionné, à trois étages. Un entrepôt, le garage, l'expédition et le chauffage occupent le rez-de-chaussée. L'entresol sert également de dépôt, et abrite en outre la cantine, le vestiaire et les lavabos du personnel ouvrier. L'étage supérieur, en saillie, se compose d'un grand hall de réception, de salles de conférence et de bureaux. La grande salle de la comptabilité est entièrement vitrée d'un côté. La salle de restauration s'ouvre sur une terrasse à la disposition du personnel pendant les pauses. - Les architectes ont recherché une solution esthétique qui soit à la fois organique; la claire séparation des dépôts et de l'étage des

bureaux souligne la dominante horizontale de la construction. La rigueur de la conception saute aux yeux et témoigne de la vitalité des principes établis en Hollande par le mouvement du Stijl.

### Pavillon des Sports à Aardenbourg (Hollande) (pages 39-40)

Le bâtiment se compose d'une salle de club centrale d'environ 12x5 m et de deux ailes latérales opposées. La première de celles-ci est occupée par la cuisine; l'autre, plus allongée, abrite la salle des engins, les vestiaires et les WC, les douches, et une petite pièce réservée à l'arbitre.

La salle de club est entourée de tous côtés d'une large terrasse couverte. La partie centrale du bâtiment a une charpente de béton armé; les ailes sont en murs de briques partiellement recouverts d'enduit.

## Summary

### One-storey villa at Sceaux near Paris (pages 1-3)

The architects were faced with an unusual problem: A central living-room with a floor area of more than 100 m<sup>2</sup> which was to be surrounded with six bedrooms with bath and shower, service rooms, a spacious kitchen, work and playrooms and a garage. The solution took the form of a one-storey structure occupying some 370 m<sup>2</sup> with a small basement of 70 m<sup>2</sup> in which the laundry, the ironing-room, the heating and wine cellar are contained. With a massive fireplace as a "pivot", all the rooms are arranged round the almost square living-room: starting at the entrance on the street side there are clothes closets, a large kitchen, in front of which the service room and trade entrance with cellar steps are located, followed by the dining area, which forms an annex to the living-room and faces

north-west. Continuing anticlockwise, a large playroom follows opening onto a broad garden terrace. The south-west window of the living-room is 10 metres in length with a wide door and a seat. The six bedrooms are located on the south-east and north-east, the parents' room having the exceptional floor space of almost 30 m<sup>2</sup>.

### Walk-in house in Highland Park near Chicago (pages 4-7)

Since the lot was small and there were other houses close by, the design had to ensure the owner's privacy. Apart from a spacious living-dining room there was to be a children's room (easily subdivisible) a parents' bedroom, a studio that could be made into a guest-room and a large garden sitting area screened from view.

The core of the house is formed by an atrium-like garden sitting area enclosed on three sides. Round it are grouped - to the north the living-dining room - to the east the bedroom wing - to the west a tool room. Living-room and garden sitting area are closely linked by a broad glazed wall with a small door. Thus the two areas form one unit consisting of an outdoor living space in summer and an indoor space in winter.

The actual living portion projects above the adjoining parts and has its own strip windows on the north and east. The living section is closed off on the west by an unrendered brick wall containing a fireplace. A small and convenient kitchen is annexed to the dining area of the living room but is not completely partitioned off. Access to the bedroom wing is by way of a corridor. On the left are the two doors to the studio and to the daughters' room. Straight ahead lies the parent's bedroom, the northern part of which forms a dressing and bath room. Attached to this bathroom there is the children's bathroom with its own door from the corridor. The laundry is located between the studio and the kitchen and is entered from the kitchen.

### Small timber house at Sarasota/ Florida (pages 8-11)


The modest construction plan includes a large living-room with a dining area and kitchen, two bedrooms with two beds each, as well as bath, WC and garage. The centre of the house is occupied by a well-equipped kitchen from which the housewife can overlook the kitchen yard, entrance and covered patio. On the west side there is a large living-room with a dining area, on the east a bedroom section. The characteristic feature of the house is the patio, formed by one end of the living-room which is glazed on the garden side and overhead and serves as an area for rest and meals.

The bedroom is reached from the living-room by crossing this inside garden area. The living-room is partitioned into a living area with a south-west exposure and a dining area which lies to the north-east. The entrance is on the north-east side and leads straight into the living-room. Everywhere the interior rooms appear to be a direct continuation of the park and garden. This indoor-outdoor relation is particularly accentuated in the patio. A pleasing interplay of open and closed features characterizes the whole house. Light and air flow freely through the rooms in all directions and the surrounding luxuriant vegetation seems to be growing almost within the house itself.

### Solicitor's house at Weiden near Cologne (pages 12-13)

This house, built for a Cologne solicitor in 1951/2, lies on the edge of a small commune in the Landkreis of Cologne. Advantage was taken of a hollow in the site to make the driveway and two exits from the cellar. Apart from the garage, the cellar also contains the laundry and heating, with a storeplace for coke, drying and ironing rooms as well as a storage room. The steps to the ground-floor, which are covered with Solnhofen slabs, lead to a vestibule giving access to the kitchen, hall, WC and the maid's room. The living-room and bedroom are grouped

Kunstharzdispersion



# ROCCOPON

Der führende Mattanstrich für innen und außen.  
Vorteile: Waschbar, elastisch, atmend, in 1-2 Stunden trocken, teerisierend, deckt in 2 Anstrichen.  
Universell verwendbar auf Mauerwerk, Holz, Eternit, Pavatex usw.  
in allen Farbtönen.  
Billiger als Ölfarbe

Lack- und Farbenfabrik




ROTH+CO GmbH. LUZERN  
Tel. 041/334 44

Dépôts in: BASEL, BERN, ZÜRICH

Neuzeitliche Schalter und Steckdosen für Unterputzmontage  
Adolf Feller AG. Horgen, Fabrik elektrischer Apparate



Feller



round the centrally located hall, which is well lit and ventilated by clerestory windows. Steel windows are used for the clerestory of the hall, all the other rooms have wooden windows.

**House on the slopes of the Taunus**  
(pages 14-15)

The owner was anxious to have a new home with plenty of light, air and sunshine for his family of six, all of whom are sports enthusiasts. His living and work room was to be well away from any disturbance caused by the children but was to be accessible from the main entrance. The lady of the house also wished her room to have a southern exposure and to be connected with her two daughters' room and then to her son's room. A southern exposure was of course desired for the living-room with dining area. To ensure privacy and to make one unit of the indoor and outdoor living areas, an L-shaped plan with the bedroom wing projecting southwards along the street was considered the most suitable.

**Living-room and bedroom in a one-family house near Zurich. Furnished with Freba furniture**  
(pages 16-18)

The parents' bedroom is annexed to the living-room in the form of a gallery. The partition between the two rooms is formed by the fireplace and the plant area, a bookcase and a low linen closet on the bedroom side. The opening can be closed by means of two sliding-walls. The rooms are furnished with Freba furniture. The material used is natural-finished maple and birch. The closet units can be combined at will or varied in height; they are placed on low or high benches or on wooden frames with steel feet. The sliding doors may be interchanged at any time.

**Tables with metal frames** (pages 20-21)

These tables are very versatile: The four sizes can be combined in many different ways: two square tables to form a rectangle or two rectangles to form a large square etc. The tops are obtainable in a wide variety of shades and thus permit

attractive colour combinations as well as good matching with any colour schemes.

**New standard lamp for living-room and office** (page 24)

A distinguishing feature of this new standard lamp, which is movable in any direction, is the fact that its various members are at all times in perfect equilibrium, thus allowing the lamp to be set in any position by a touch of the hand. It has a maximum extension of 1.60 metres and is articulated almost down to floor level.

**Rectifier factory of the Secheron Works Co. Geneva** (pages 25-29)

The building was erected in the south-east corner of the area occupied by the Ateliers de Sécheron in Geneva. Since the manufacture of rectifiers constitutes an independent branch of production, three different groups of rooms had to be accommodated: storage in the basement, production work-shops on the ground-floor and offices and laboratories on the top floor.

Since several large residential buildings and the imposing thoroughfare of the Avenue de France, which leads to the seats of various international organizations, are in the immediate neighbourhood, the architects were compelled to choose a type of architecture which would not accent the industrial purpose of the building.

The building is subdivided into the following sections: Basement: storage rooms, air-raid shelter, cloakrooms and lavatories for workers. Above there is the central two-storey assembly hall (some thirty feet in height) surrounded by the production workshops, and - on the level of the top floor - offices and laboratories.

The design of the facade of the top storey with its regular division into windows makes it possible in the event of an eventual alteration to shift the partitions so that the rooms would fulfil the different conditions imposed by manufacturing requirements.

A steel frame was preferred to a ferro-

concrete frame since the former is in general more adaptable if conversion or local strengthening of the structure prove necessary.

The manufacture of rectifiers requires large, well-lit, and clean workshops, and for this reason extensive use was made of glass bricks. Both these and the ceramic sheets with which the floor is covered facilitate easy cleaning.

The building is equipped with five travelling cranes with a lifting capacity of 2 to 5 tons. The larger crane in the assembly hall can also serve the basement through an aperture in the floor of the bottom storey and the top floor by means of a balcony.

**Administrative block of the Rothrist Co. paper bag factory at Rothrist**  
(pages 30-33)

An existing administrative block of the Rothrist paper bag factory was to be enlarged. The architect suggested a new building instead of an extension, for cube method reckoning, internal office organization and the site all indicated that an uncompromising solution was necessary. The ground-floor rooms are chiefly concerned with factory matters and outside business (wages office, rooms for the works manager, representatives, management and conferences). Rooms handling internal administration (correspondence, accounting, sales, records) are located on the upper floor.

In determining the form of structure the following conditions were of importance: The greatest possible freedom in the event of a later rearrangement of the rooms - few pillars and easily displaceable walls.

The quickest possible method of construction - use of pre-fabricated dry-construction elements.

The first consideration gave rise to a very ingenious ferro-concrete framed structure with only two interior pillars on the ground-floor. The second consideration led to the use of pre-fabricated units of Grisotex sheets and glass for the interior non-bearing walls. The use of finished products on the facades obviated all plas-

tering and reduced the painting to a minimum.

**Metal company's office and warehouse in Rotterdam** (pages 34-38)


This long and cleanly proportioned building is divided into a ground-floor with stores, garage, dispatch department and office, heating, a mezzanine floor with store-rooms, and an office floor.

Like the ground-floor, the mezzanine contains store-rooms, and in addition, the canteen and washrooms and changing-rooms for the staff working on the two storage floors. The first storey, which juts out beyond the basement line, is designed as the office floor proper. The rooms for the management, offices and board rooms, and the large room for accounting and administration, one wall of which is entirely glazed, are grouped on the north-east side of the reception hall on the first floor. In front of the refreshment room there is a terrace which permits the staff to spend breaks in the open air.

In their design the architects aimed at allowing the character of the building as such to come through. The marked division of the storeys according to function into storage floors and office floor accents the horizontal flow of the exterior. Uncompromising in plan throughout, the building incorporates the best of the modern Dutch architectural tradition, and is a testimony to the vitality of the principles of the «Stijl» movement.

**Sports pavilion at Aardenburg (Holland)** (pages 39-40)

Two small wings are attached to a central clubroom measuring 12 x 5 metres. In the first of these a kitchen is located; in the second and longer wing, which is placed opposite, there is an equipment room, cloakroom, WC and showers as well as a small referee's room. The clubroom is surrounded on all sides by a broad covered terrace. The clubroom section is built round a ferro-concrete frame, the two wings are of brick and partly plastered.



Bahnhof Enge, Zürich

Spenglerarbeit in Kupferblech

Spenglerei Zürich 2 Allmendstr. 5/7 Tel. 051/25 79 80

JAKOB SCHERRER SÖHNE

ausgeführt 1925

ohne Reparaturen bis heute