

Zeitschrift: Annual report / International Committee of the Red Cross
Herausgeber: International Committee of the Red Cross
Band: - (1997)

Rubrik: Operational support services

Nutzungsbedingungen

Die ETH-Bibliothek ist die Anbieterin der digitalisierten Zeitschriften. Sie besitzt keine Urheberrechte an den Zeitschriften und ist nicht verantwortlich für deren Inhalte. Die Rechte liegen in der Regel bei den Herausgebern beziehungsweise den externen Rechteinhabern. [Siehe Rechtliche Hinweise.](#)

Conditions d'utilisation

L'ETH Library est le fournisseur des revues numérisées. Elle ne détient aucun droit d'auteur sur les revues et n'est pas responsable de leur contenu. En règle générale, les droits sont détenus par les éditeurs ou les détenteurs de droits externes. [Voir Informations légales.](#)

Terms of use

The ETH Library is the provider of the digitised journals. It does not own any copyrights to the journals and is not responsible for their content. The rights usually lie with the publishers or the external rights holders. [See Legal notice.](#)

Download PDF: 27.04.2025

ETH-Bibliothek Zürich, E-Periodica, <https://www.e-periodica.ch>

OPERATIONAL SUPPORT SERVICES

The ICRC, at work in some 80 countries, spent 599 million Swiss francs in cash to assist victims of conflict and internal violence in 1997. Drawing attention to the needs of people whose plight no longer arouses the interest of the media and raising funds to help them, streamlining and evaluating relief and medical programmes, and arranging for the purchase and dispatch of goods all over the world are among the many tasks performed by its staff at headquarters.



COMMUNICATION

The ICRC's aim in the field of communication is both to facilitate its own access to victims of armed conflict and to encourage efforts by the media to draw attention to the plight of these people. Dialogue at all levels and in all spheres of society is thus an essential component of the ICRC's approach to its operational activities. This is why the organization seeks to open up and maintain as many channels of communication as possible with an increasing number and variety of people and institutions throughout the world. When it comes to the media, recent experience has shown that hitting the headlines is not enough. ICRC press officers and delegates must strive to keep up regular contacts with journalists on all continents so as to ensure adequate coverage of problems relating to war victims.

In 1997 humanitarian issues were at the centre of wide-ranging discussions in which the ICRC played an increasingly prominent role, in particular at a number of seminars and symposiums. The London School of Economics and the British Broadcasting Corporation, for instance, organized a debate entitled "Conflict in the 21st century: can the spirit of humanitarianism survive?". The International Centre for Humanitarian Reporting held discussions in Boston on the subject of humanitarian action and the media; the International Institute of Humanitarian Law in San Remo, Italy, chose the role of the media in armed conflict as the theme of its 22nd round table; and the Centre for Diplomatic and Strategic Studies in Paris organized a workshop on the current challenges facing humanitarian action and international humanitarian law in Africa. The ICRC took an active part in all these events. In addition, it hosted a humanitarian forum in Wolfsberg, Switzerland, that brought together high-level representatives from major donor countries and humanitarian organizations to discuss the growing obstacles that confront humanitarian action.¹

Communication policy for the Movement

The International Red Cross and Red Crescent Movement, which is the world's largest humanitarian network, adopted an overall communication policy at its Council of Delegates held in November in Seville.² The policy, drafted by the Communication Forum of the Movement, is built around a series of key mes-

¹ See *External resources*, p. 330.

² See *ICRC cooperation within the Movement*, pp. 307-309.



The ICRC's financial situation was the cause of some concern in 1997. With a year's end deficit of some 50 million Swiss francs anticipated in November, fundraising became one of the organization's major preoccupations. All departments within the ICRC stepped up their efforts to generate revenue, and this eventually bore fruit.

Measures were also taken to reduce costs, both at headquarters and in the field, which resulted in savings totalling around 19 million Swiss francs. More specifically, the ICRC decided to adopt a zero-growth headquarters budget and to cut a certain number of posts.

In the area of human resources, emphasis was placed on heightened professionalism. In addition, the ICRC's introductory training course was expanded and training programmes were set up for locally hired staff. The recruitment of non-Swiss personnel was also pursued.

All operational support services worked in the spirit of rationalization and with the one aim of helping the victims of armed conflict as effectively as possible. With this in mind, the Communication Department, together with staff specializing in the promotion of humanitarian law, conducted a study of a plan to centralize in one unit all external communication activities.

The overall priority for operational support services was to improve still further the cost-effectiveness of every aspect of the ICRC's work.

sages reflecting the Movement's aims and activities. At the same time, the Council of Delegates agreed to the setting-up of a Web site for the Movement, a prototype of which had already been produced by the ICRC. Improving communication within the Movement and strengthening the capacity of National Red Cross and Red Crescent Societies to relay up-to-date information on humanitarian crises and on the Movement's efforts to assist victims, while at the same time putting across the key messages adopted were among the aims of the new policy. The ICRC's regional delegation in Nairobi was chosen as the site of a pilot project in this connection, and a series of two-day workshops on relations with the media were held there for the National Societies of Ethiopia, Kenya, Tanzania and Uganda. In addition, the ICRC produced a TV spot entitled *The Power of Humanity*, which was shown for the first time at the Council of Delegates and copies of which were handed out to all the National Societies for use in their communication efforts. The organization also sent the National Societies regular reports and background information on its operational activities in order to support their information and fundraising efforts.

Landmines campaign

The ICRC's campaign "Landmines must be stopped" gathered momentum throughout the year as the date of the Ottawa conference, where an international treaty to ban anti-personnel mines was signed in December,³ drew nearer. Efforts were undertaken worldwide, both at the political level and in the areas affected or threatened by these pernicious weapons, to stress the importance of joining the campaign. As in previous years, National Societies played a key role in the drive to ban landmines, and a number of them carried out fundraising activities to help the victims of this scourge. The visit by Diana, Princess of Wales, to Angola early in the year received extensive media coverage, which gave the campaign a welcome boost.

ICRC delegations in Angola, Cambodia, Georgia and elsewhere organized information days and field trips around the issue of mines for the media and the authorities, in some instances with the involvement of religious leaders. They also took part in a number of local events, such as Cambodia's annual Mine Awareness Day. In the run-up to the Ottawa conference, several high-level regional seminars were held for officials and experts in the military, legal and diplomatic fields.

³ See *Promotion and development of international humanitarian law*, pp. 295-297.

The ICRC produced a number of advertisements, TV spots and publications that helped turn the tide of public opinion against mines. The UEFA* agreed to have the short film *Landmines Must Be Stopped* shown during every Champions League football match held by it and broadcast by TV.⁴ It was estimated that some 200 million viewers saw the film. Traditional local means were also used to spread information on mines. In Angola and Mozambique, for example, popular singers and dancers performed in shows explaining the dangers of these weapons and how to avoid them.⁵

The ICRC and various TV networks co-produced several documentary films on landmines, including *Frontline Boys*, *Man-Made Epidemics and Moonwalking*. The latter tells the story of Chris Moon, a mine-clearance worker who lost an arm and a leg in a 1995 blast, and who has been running marathons ever since throughout the world to draw attention to the plight of mine victims.

Audiovisual productions

Although the main focus of audiovisual productions in 1997 was on landmines, the ICRC continued to provide TV networks with short films and archive material, emphasizing in particular conflicts that were no longer in the limelight. As part of the "So Why?" campaign,⁶ the ICRC produced a 54-minute video that follows six popular African musicians as they make their way through some of the continent's most violent trouble spots. In addition, the ICRC put out the 1997 version of *Panorama*, its traditional film reviewing the year's activities.

The ICRC's Web site attracted more and more "surfers" – almost twice as many as in 1996. In addition to recent information on the organization's aims and activities, it included an historical overview of the period from 1863 to the aftermath of the Second World War. After the site opened in 1995, the number of ICRC publications and videos ordered had risen substantially, and this trend continued in 1997.

⁴ See *External resources*, p. 329.

⁵ For other mine-awareness efforts, see *Promotion and development of international humanitarian law*, pp. 304-305 and the boxes under each country.

⁶ See *Promotion and development of international humanitarian law*, pp. 276 and 300.

* UEFA: Union of European Football Associations

Exhibitions and publications

The ICRC exhibition *Challenging Inhumanity* continued to tour Switzerland in the first few months of the year. Before moving on to Florence, it was shown at the Red Cross museum in Castiglione, close to the site of the battle of Solferino in northern Italy where the founder of the Red Cross, Henry Dunant, was first confronted with the horrors of war. As in previous years, the ICRC also took part in events such as the International Geneva Press and Book Fair.

ICRC headquarters continued to issue regular publications such as *Red Cross*, *Red Crescent magazine*, the *Annual Report* and the *International Review of the Red Cross*. In addition, it published the first annual report of the Advisory Service on International Humanitarian Law, a brochure on protection-related activities entitled *ICRC action on behalf of prisoners* and various books and manuals on legal issues⁷ and war surgery. As for the ICRC delegations, they put out a growing number of brochures, posters, calendars and leaflets.

⁷ See *Promotion and development of international humanitarian law*, p. 290.

HUMAN RESOURCES

Day by day humanitarian work is becoming increasingly complex. In order to meet the challenges it poses, aid personnel must continuously broaden and hone their personal and professional skills. Clearly, if the quality of humanitarian action and its ability to adjust to ever-growing demands are to be ensured, then training is an investment that cannot be neglected in the medium or long term, even in the face of financial constraints.

Decentralized training

In 1997 the ICRC stepped up its training activities in the field, with training units opening in Nairobi, Colombo and Sarajevo. The purpose of setting up these units was to reach all ICRC staff while placing training programmes in their proper context and making use of local resources. Above all, decentralized training should make it possible to increase flexibility and ensure that ICRC activities can be rapidly adapted to changing needs on the ground.

In September, for the first time, the ICRC held an introductory training course away from its headquarters. The course, which was identical to the standard one conducted in Geneva for future delegates, took place in Kesroli, India. It was attended by expatriate staff, locally recruited interpreters and local employees from 12 countries who had been sent by the ICRC's delegations in Afghanistan, India, Pakistan and Sri Lanka, and its office in Myanmar. This trial run met with such success that the ICRC decided to hold 10 similar training courses on all continents in 1998.

In the spheres of management and security, the ICRC carried out a comprehensive study in 1997 which enabled it to draw up a detailed further training plan. At the end of the year a new course on team and project management was inaugurated at headquarters. The first part of the course was also held in Sarajevo, where members of the training unit were able to monitor results on a regular basis at the regional level.

During the year under review the ICRC also strengthened its contacts with external instructors and developed a genuine training network. Constructive and regular exchanges continued with Federation instructors, especially in connection with 25 basic training courses that were organized by participating National Societies, in close cooperation with the ICRC and the Federation. At the same time, the ICRC made great strides in developing relations in many fields with universities in Switzerland and elsewhere. Various new courses were held by the

IN 1997, ON AVERAGE, THE ICRC HAD:

- ◆ 1,064 expatriate staff, including 208 seconded by National Societies;
- ◆ 6,628 local employees under ICRC contract;
- ◆ 652 staff working at headquarters, including 13 seconded by National Societies.

ICRC in conjunction with academic partners, and several research projects on subjects such as inter-cultural relations and field-based training were conducted by students of economics and personnel management, with the support of ICRC instructors.

Job mobility

Because of the very specific nature of its work, which is almost exclusively related to situations of armed conflict, the ICRC has a relatively high rate of staff turnover, with 250 people entering and leaving its service each year. On average, this number breaks down into some 150 specialists (doctors, nurses, physiotherapists, limb-fitting experts, engineers, administrators, secretaries, information technology staff, interpreters, logistics experts, technicians, etc.) and about 100 delegates (with university degrees or equivalent experience). Staff do not generally leave the ICRC for reasons of performance or personality, but rather because of family considerations that restrict their availability for assignment in conflict areas or because they wish to pursue their careers in another direction. When this happens, they face the problem of finding employment elsewhere, a process which has of late become more difficult because of the growing demands of the job market.

In 1995 a special unit was set up at the ICRC both to help staff plan their career paths and to assist those who wish to leave by advising them on outside opportunities and by making prospective employers and employment agencies aware of the special qualifications that ICRC staff possess. In order to do this, the unit meets regularly with outside contacts and provides them with reference material on ICRC skills that are transferable to other jobs. It thus acts as a link between the ICRC and the labour market.

During the year under review this unit assisted some 100 staff members who were either preparing to leave the ICRC or considering a career change.

The year in figures

In 1997 the ICRC hired 242 new staff members, including 207 for the field (93 delegates, 22 administrators, 13 secretaries, 29 interpreters, 37 medical and paramedical specialists and 13 technicians). In addition, the National Societies of 23 countries continued to provide considerable support for the ICRC by seconding no fewer than 521 people for assignments of various duration, representing an average of 208 posts over the year.¹

¹ See *External resources*, p. 329.

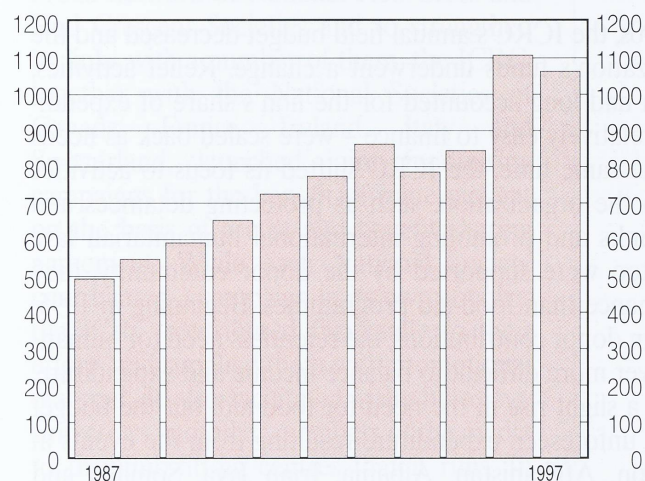
NATIONAL SOCIETY STAFF SECONDED TO ICRC OPERATIONS BY COUNTRY

Australia:	38
Austria:	6
Belgium:	29
Canada:	56
Denmark:	32
Finland:	18
France:	32
Germany:	45
Greece:	2
Iceland:	13
Indonesia:	11
Ireland:	18
Italy:	6
Japan:	15
Netherlands:	38
New Zealand:	12
Norway:	29
Portugal:	1
Spain:	5
Sweden:	24
Switzerland:	26
United Kingdom:	66
United States:	9
 TOTAL:	 521
(Average number of posts	(208)

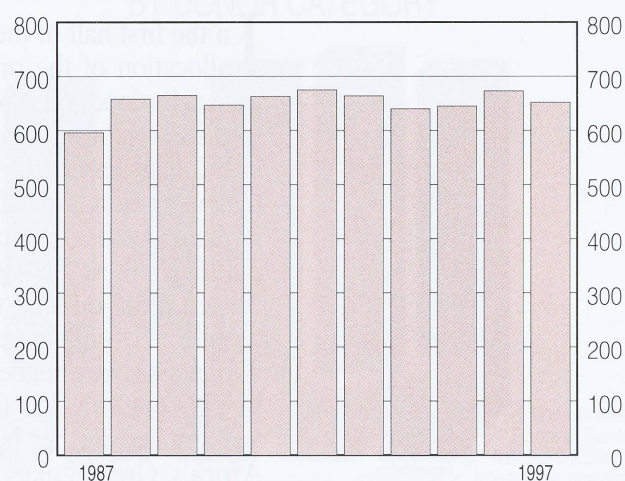
Breakdown by activity: health, 49.52%;
relief, 17.66%; other, 21.88%;
delegated projects, 10.94%.

Progression of staff requirements 1987 - 1997

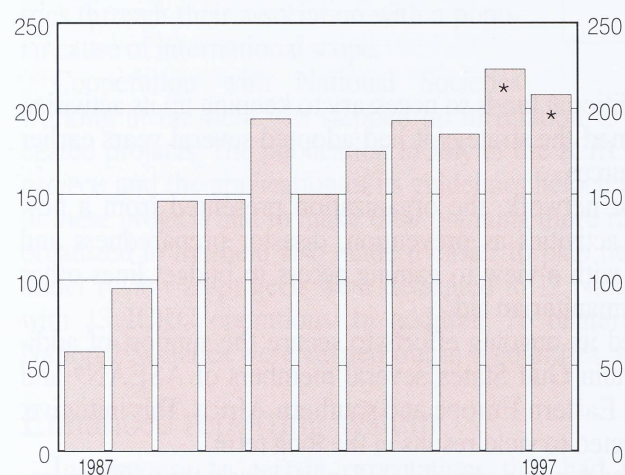
EXPATRIATES IN THE FIELD



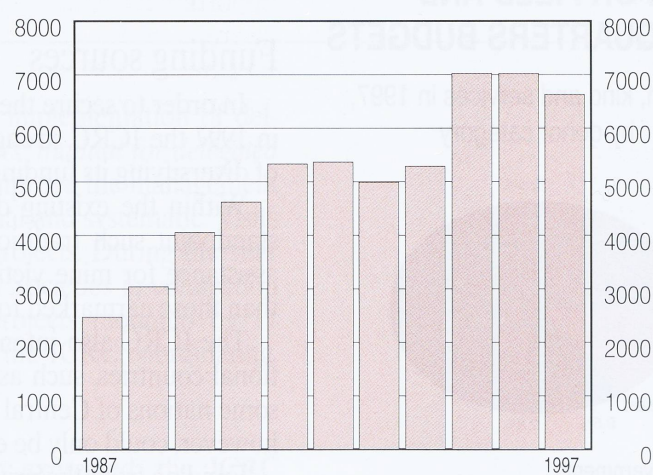
STAFF WORKING AT HEADQUARTERS



STAFF SECONDED BY NATIONAL SOCIETIES



LOCALLY RECRUITED EMPLOYEES

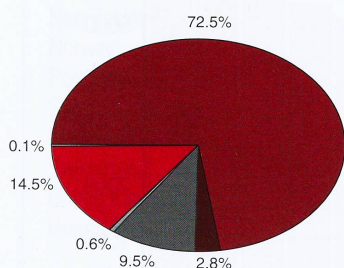


* including 12 and 13 posts at headquarters in 1996 and 1997, respectively.

EXTERNAL RESOURCES

CONTRIBUTIONS RECEIVED FOR FIELD AND HEADQUARTERS BUDGETS

in cash, kind and services in 1997,
by donor category



- Governments
- Private sources
- National Societies
- Public sources
- European Commission
- International organizations

In the first half of the 1990s, the ICRC's annual field budget decreased and the allocation of the organization's funds underwent a change. Relief activities, especially food aid – which had long accounted for the lion's share of expenditure and had always been relatively easy to finance – were scaled back as needs in the field lessened. At the same time, the ICRC shifted its focus to activities that were more specific to the organization, such as protecting detainees and civilians, restoring family links and promoting international humanitarian law. Although these activities too were supported by the donor community, they proved more difficult to finance than food-aid programmes. Beginning in 1995, despite an overall increase in donor contributions, the relentless need for humanitarian assistance made it ever more difficult to balance income and expenditure. In 1997 not only was there a slight rise in the need for food aid, but the budget was strained further by the unforeseen expenditure resulting from the events in Africa's Great Lakes region, Afghanistan, Albania, Irian Jaya, Somalia and Uganda. As a result the ICRC, which had started the year with a deficit of 20 million Swiss francs carried over from 1996, was unable to cover the full cost of all its operations.

Funding sources

In order to secure the additional funds so necessary to keeping up its activities, in 1997 the ICRC strengthened the strategy it had adopted several years earlier of diversifying its funding sources.

Within the existing donor network, the organization presented from a new standpoint such traditional activities as prevention, disaster preparedness and assistance for mine victims, with a view to gaining access to budget lines other than those earmarked for humanitarian aid.

The ICRC also intensified its ongoing efforts to secure the support of additional countries, such as certain Gulf States, several members of ASEAN* and some nations of Central and Eastern Europe and southern Africa. This initiative, however, could only be expected to yield results in the long term.

Funding from the private sector was consolidated, particularly through the traditional means of mailing contribution requests to private donors and through

* ASEAN: Association of South-East Asian Nations

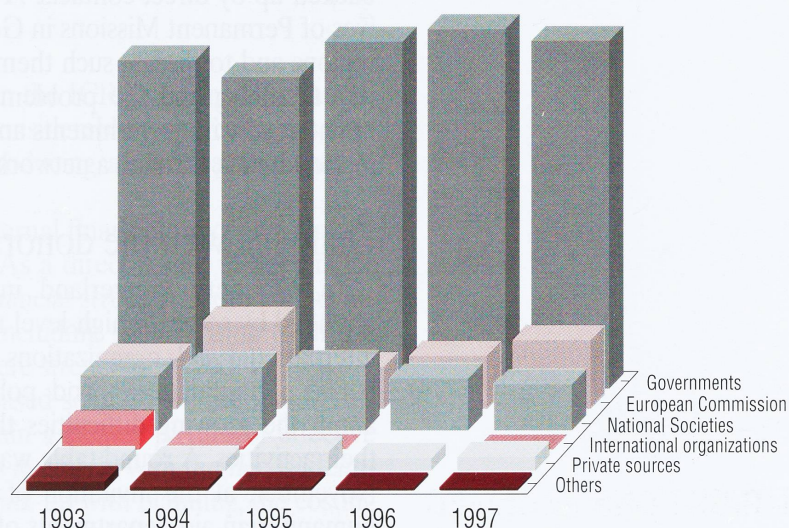
the management of bequests, partnerships with the UEFA and Rotary International and projects presented to various foundations. In order to take advantage of the broad network of National Red Cross and Red Crescent Societies and to strengthen its links with a number of them, the ICRC, together with the National Societies of Canada, France, Ireland, Italy and Switzerland, launched joint fundraising campaigns for the benefit of mine victims, on the basis of a cost and benefit sharing agreement. While each National Society coordinated a campaign in its own country, the ICRC contributed financially to their efforts and supplied them with promotional material. It also facilitated visits by television crews and other members of the media to the limb-fitting centres that it runs. In addition to the financial benefits, these campaigns enabled the National Societies to enhance their images in their own countries through their association with a popular cause of international scope.

Cooperation with National Societies working in the field was stepped up in relation to the implementation of delegated projects. The publication in July of the *ICRC users' manual for delegated projects* and the application of its guidelines helped to improve the management of these projects and to make their planning more rational and systematic. Visits organized in the field also made it easier to plan new projects. During the year under review 28 projects were delegated to 12 National Societies in connection with 13 ICRC operations. In addition, 26 bilateral projects mounted by 11 National Societies were carried out in 6 countries, with the ICRC coordinating.

Enhanced reporting system

In response to certain expectations that had been expressed, the ICRC endeavoured to improve its system for keeping donors abreast of its activities. Specific information was provided, in particular, in four special appeals (concerning, respectively, Albania, the Democratic Republic of the Congo, Uganda and assistance for mine victims), one budget extension appeal (Afghanistan) and, in September, a renewed emergency appeal which supplemented those previously

CONTRIBUTIONS RECEIVED FOR FIELD AND HEADQUARTERS BUDGETS FROM 1993 TO 1997 IN CASH, KIND AND SERVICES BY DONOR CATEGORY



issued in 1997. Moreover, in order to improve regular intermediate information, a special effort was made to reduce the production time of the quarterly donor reports to six weeks and to standardize their contents. Over 50 updates were sent out, providing information on current developments in the humanitarian field in general and on ICRC activities in particular. All this written information was backed up by direct contacts. A dozen meetings were held to brief representatives of Permanent Missions in Geneva on operational matters relating to specific regions and to discuss such themes as the general state of ICRC activities, security, financing and the problem of mines. In addition, ongoing contacts were maintained with governments and National Societies, in Geneva, in the field and in the capitals, through a network of personal contacts.

Dialogue with the donors

In Wolfsberg, Switzerland, in June the ICRC hosted a humanitarian forum attended by some 70 high-level representatives from major donor countries and international aid organizations. The aim was to develop a closer dialogue between humanitarian and political players by holding informal discussions about the growing difficulties that humanitarian agencies face in carrying out their activities. A round table was also organized by the ICRC in Copenhagen in November, at the invitation of the Danish government, for the heads of the humanitarian aid departments of the same countries. Discussions focused on the possibilities for taking action to prevent conflicts and violations of humanitarian law. In addition, two week-long meetings were held in Geneva jointly by the ICRC and the Federation for some 30 representatives of National Societies taking part regularly in international humanitarian action. The meetings provided the opportunity to give these National Societies exclusive information on operational developments and to strengthen cooperation and reflection mechanisms.

FINANCE AND INFORMATION TECHNOLOGY

Finance

In 1997 a particularly close watch was kept on the ICRC's financial situation, which gradually worsened. At the same time, considerable resources were allocated to "Finance 98", a project aimed at introducing an innovative financial management system to the organization.

With the completion of a full review of all internal financial processes, a number of needs were identified for the first time. As a direct result, in September initial steps were taken to put in place a new financial structure more conducive to the efficient performance of various tasks, including those arising from the aforesaid needs. At the same time, other tasks were streamlined.

With regard to cost accounting, an activity-based solution was adopted. This innovative choice should make it possible to gain a clearer picture of effective costs and to institute a reporting system that ties in closely with the needs identified. It should also lead in the longer term to a link-up with planning, the costing of objectives, evaluation, and expertise management. All the internal concepts relating to this cost accounting were developed during the year. In the summer, work began on the drafting of a manual on methodology and the updating of one on procedures. By late 1997 the modelling stage had been completed and the information technology requirements set.

After lengthy consideration, a software package was selected for the entire project which would tie in with logistics and human resource management. At the end of the year, work began on the configuration of the financial modules. Lastly, special emphasis was placed on revamping the internal and external financial reporting systems.

The financial section of the 1997 Annual Report represents the first tangible result of the "Finance 98" project, which is designed to meet the needs of the donors and the ICRC's other partners in a more satisfactory manner.

In the spring of 1998 a complete prototype of the new financial system, from the level of sub-delegation all the way up to headquarters, was to be tested. The subsequent installation of some 30 sites should enable the system to start operating worldwide on 1 January 1999.

Information and communication technology

After a complete reorganization, most of the information technology services that used to be performed by the ICRC at its headquarters were outsourced. To this end, a long-term agreement was signed with a Swiss company, which took on about 30 former ICRC staff members and became responsible for the operation and upkeep of the computer systems installed in Geneva and for carrying out new projects in this sphere.

An Information Technology Division was, however, maintained at the ICRC, with the task of designing and proposing strategies, handling relations with service providers, and coordinating and providing back-up for the work of specialists based in the field.

This strategic option – which was adopted with a view to enabling the ICRC to concentrate on its basic activities – should lead to greater transparency with respect to costs, together with the acquisition of high-quality services and a sharing of the risks associated with the use of new technology.

Along with the outsourcing of information technology, a major project was launched to revise management applications in the areas of finance, fundraising, logistics and human resource management. The aim of this wide-ranging initiative, based on the synchronized introduction in these areas of a state-of-the-art software package, was to increase the effectiveness of all ICRC support services.

Finally, the worldwide data retrieval network – run via an international operator – was further extended, enabling some 50 delegations to communicate with Geneva by means of an electronic mail link-up and groupware tools.

FINANCIAL TABLES

The new format adopted to present the 1997 accounts is the first visible result of the review of the ICRC's financial system that was begun in 1996 and is to be completed in 1999. The following financial statements were designed with the aim of establishing a consistent, programme-based approach for all the accounts, from the initial appeals for funds to the final result; facilitating access to the various levels of financial information; reiterating the specific accounting principles adopted by the ICRC; and providing a breakdown of key figures. The new format, which is in conformity with international accounting standards, reflects both recent changes in this domain and the needs expressed by the ICRC's principal donors and other partners.

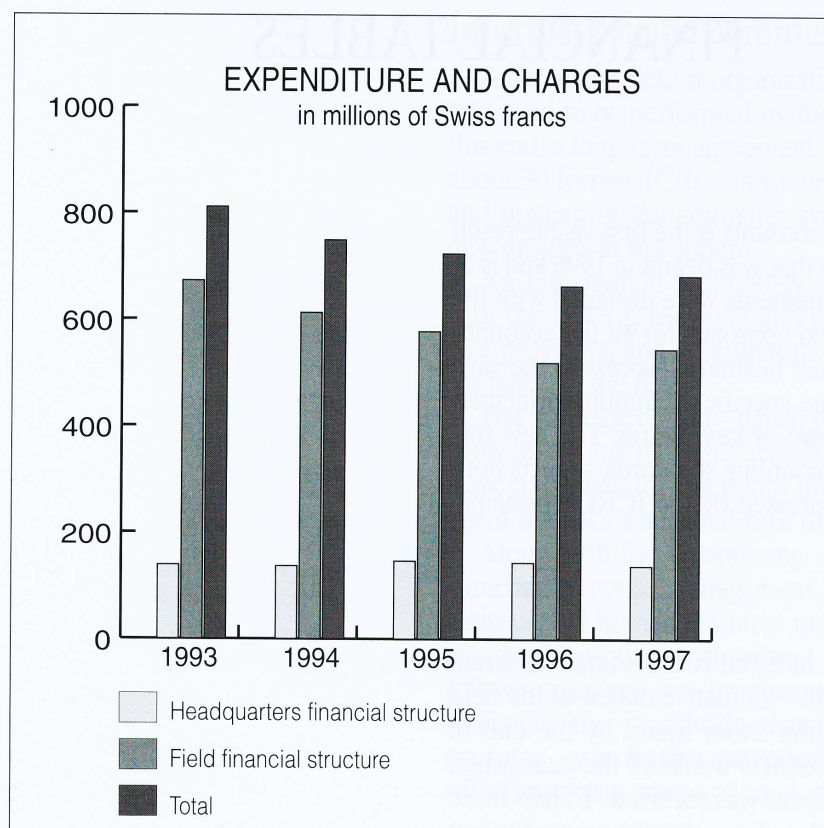
The 1997 financial year

Throughout 1997, and in particular its second half, the ICRC's financial situation was the source of increasing concern, with the cumulative deficit of the field financial structure rising to more than 100 million Swiss francs by the end of November. The situation improved only in the last few weeks of the year, when almost one quarter of total contributions for the year was received. To halt these unfavourable developments, major steps were taken from August onward to cut expenditure both in the field and at headquarters. Efforts were made, however, to avoid hampering operational activities already under way. In October a plan was launched to reduce fixed costs in the medium term. The plan should yield tangible results in 1998 and be accompanied by progressive staff cuts at headquarters. It was also necessary to retire part of the provision made to cover shortfalls in operational financing, so as to contain the growth of the field financial structure's net cumulative deficit. At year's end, this deficit amounted to 24.9 million Swiss francs, an increase of 4.7 million over the previous year.

Balance sheet as at 31 December 1997

Owing to the deteriorating financial situation, total available realizable assets (especially ready cash) decreased by nearly 7 million Swiss francs. This change appears in the table entitled "Cash flow statement in 1997".

The total for operations with temporary deficit financing decreased by 4.5 million Swiss francs, and the total for operations with temporary surplus financing



by 9.2 million. The addition of these two items explains the 4.7 million increase in the cumulative net deficit.

The decision to retire part of the provision for insufficient operational funding so as to lower the overall deficit accounts for the decrease in total provisions.

Statement of income and expenses in 1997

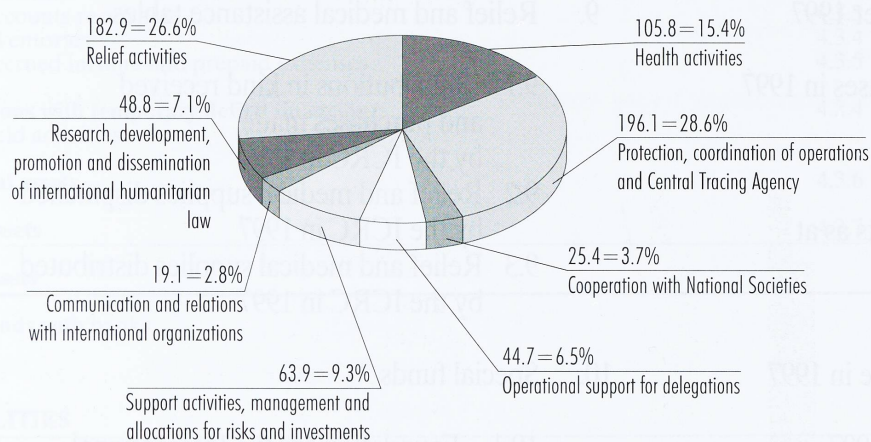
This financial table underwent the most substantial changes. Whereas in previous years expenditure was broken down by ICRC administrative unit and geographic zone, in 1997 it was broken down by programme, in line with the appeals for funds issued to the major donors at the start of the financial year.

As major humanitarian needs arose in the course of the year in Afghanistan, Albania, the Democratic Republic of the Congo and Uganda, cash expenditure in the field rose to 511.6 million Swiss francs, an increase of 44 million over the previous

year. At headquarters, total cash expenditure amounted to 135.5 million Swiss francs. This 4.2 million increase over 1996 was mainly due to the gradual implementation of a project aimed at completely reorganizing management systems in the areas of human resources, finance, logistics and fundraising, which was to be stepped up in 1998 and was due for completion in 1999.

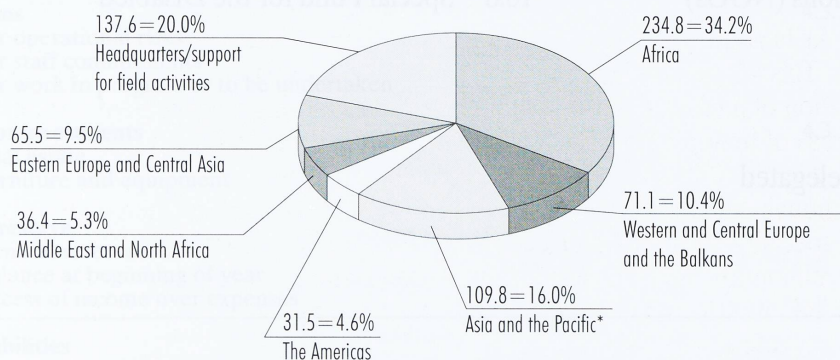
Although significant, the increase in cash contributions to the headquarters and especially the field budgets (from 447.1 million Swiss francs in 1996 to 489.6 million in 1997) was insufficient to cover the growing humanitarian needs the ICRC had to meet. This accounts for the implementation of the various measures referred to above.

EXPENDITURE ACCORDING TO TYPE OF ACTIVITY IN 1997
(including contributions in kind and services)
in millions of Swiss francs



Total: Sfr 686.7 million

EXPENDITURE BY REGION IN 1997
(including contributions in kind and services)
in millions of Swiss francs



Total: Sfr 686.7 million

* Except Central Asia

TABLES: CONTENTS

- | | |
|---|--|
| <ol style="list-style-type: none"> 1. Balance sheet as at 31 December 1997 2. Statement of income and expenses in 1997 3. Cash flow statement for 1997 4. Notes to the financial statements as at 31 December 1997
Report of the auditors 5. Headquarters financial structure in 1997 6. Field expenditure and income 1997 7. Contributions in 1997 <ul style="list-style-type: none"> 7.0 Summary of all contributions 7.1 Governments 7.2 European Commission 7.3 International organizations 7.4 Non-governmental organizations (NGOs) 7.5 National Societies 7.6 Public sources 7.7 Private sources 8. Contributions in services and to delegated projects in 1997 | <ol style="list-style-type: none"> 9. Relief and medical assistance tables <ul style="list-style-type: none"> 9.1 Contributions in kind received and purchases made by the ICRC in 1997 9.2 Relief and medical supplies dispatched by the ICRC in 1997 9.3 Relief and medical supplies distributed by the ICRC in 1997 10. Special funds <ul style="list-style-type: none"> 10.1 Foundation for the International Committee of the Red Cross 10.2 Augusta Fund 10.3 Florence Nightingale Medal Fund 10.4 Clare R. Benedict Fund 10.5 Maurice de Madre French Fund 10.6 Omar El Muktar Fund 10.7 Paul Reuter Fund 10.8 Special Fund for the Disabled |
|---|--|

1. BALANCE SHEET AS AT 31 DECEMBER 1997

(in Swiss francs)

ASSETS	notes	1997	1996
Current assets		156,376,126	163,558,910
Cash and cash equivalents	4.3.1	66,737,279	80,039,820
Securities	4.3.2	22,100,766	19,637,832
Accounts receivable	4.3.3	11,443,474	10,794,899
Inventories	4.3.4	6,467,348	4,146,846
Accrued income and prepaid expenses	4.3.5	49,627,259	48,939,513
Operations with temporary deficit financing	4.2.4	45,384,329	49,838,058
Field activities		45,384,329	49,838,058
Financial assets	4.3.6	31,296,174	30,000,000
Fixed assets	4.3.7	39,565,302	42,128,237
Total assets		272,621,931	285,525,205
Trust funds with banks		730,192	991,616
LIABILITIES			
Short term liabilities		92,074,557	92,044,575
Bank debts		211,899	5,587
Accounts payable	4.3.8	68,648,129	65,778,992
Accrued expenses and deferred income	4.3.9	23,214,529	26,259,996
Operations with temporary surplus financing	4.2.6	20,521,836	29,748,154
Headquarters activities		0	179,025
Field activities		20,521,836	29,569,129
Long-term liabilities	4.3.10	8,500,000	8,700,000
Provisions	4.3.11	91,388,668	97,932,115
For operational risks		83,689,558	90,105,542
For staff commitments		6,132,651	6,190,048
For work in progress or to be undertaken		1,566,459	1,636,525
Funds for investments	4.3.12	45,839,877	43,019,953
Real estate		32,607,263	32,427,263
Furniture and equipment		13,232,614	10,592,690
Capital reserve		14,296,993	14,080,408
General reserve		12,500,000	12,500,000
Balance at beginning of year		1,580,408	1,305,827
Excess of income over expenses		216,585	274,581
Total liabilities		272,621,931	285,525,205
Trust funds - creditors		730,192	991,616

2. STATEMENT OF INCOME

(in Swiss

	1997		
	Headquarters	in cash Field	Total
Total contributions	109,433,694	489,605,204	599,038,898
Activities based on or directly related to the Geneva Conventions and other instruments of international humanitarian law			
Protection activities, coordination of operations and Central Tracing Agency	(18,625,677)	(164,125,904)	(182,751,581)
Health activities	(8,195,132)	(78,190,832)	(86,385,964)
Relief activities	(5,680,800)	(150,095,154)	(155,775,954)
Cooperation in the development of National Red Cross/Red Crescent Societies	(705,910)	(22,044,856)	(22,750,766)
International humanitarian law (IHL): implementation, research and development	(7,761,684)		(7,761,684)
IHL: promotion and dissemination	(12,464,478)	(24,285,583)	(36,750,061)
Relations with international organizations	(4,140,575)		(4,140,575)
Communication	(14,698,883)		(14,698,883)
Operational support at delegations		(41,629,251)	(41,629,251)
Support activities	(43,960,596)		(43,960,596)
Financial management and general services	(19,287,429)		(19,287,429)
Allocation to headquarters budget		(31,224,153)	(31,224,153)
Total expenditure	(135,521,164)	(511,595,733)	(647,116,897)
Excess activity-related expenditure	(26,087,470)	(21,990,529)	(48,077,999)
Allocation from field budget	31,224,153		31,224,153
Movement of funds for investments and provisions	(5,496,946)	9,228,016	3,731,070
Attribution to foundations/funds			
Fondation Avenir du CICR	(1,700,000)		(1,700,000)
Special Fund for the Disabled			0
Financial income and re-invoiced costs	1,984,829	7,486,247	9,471,076
Other income	5,304,353	790,016	6,094,369
Other expenditure	(5,191,359)		(5,191,359)
Operational surplus/(deficit)	37,560	(4,486,250)	(4,448,690)
Increase/(decrease) of operations with temporary deficit financing		(4,453,729)	(4,453,729)
(Increase)/decrease of operations with temporary surplus financing	179,025	8,939,979	9,119,004
Excess of income over expenses	216,585	0	216,585

AND EXPENSES IN 1997

francs)

1997			1996		
in kind	in services	Grand total	Total cash	Total in kind and services	Grand total
14,878,547	24,699,340	638,616,785	555,427,425	53,087,014	608,514,439
(6,540)	(2,661,323)	(185,419,444)	(168,957,290)	(3,176,587)	(172,133,877)
(2,176,093)	(12,107,773)	(100,669,830)	(87,376,775)	(19,493,041)	(106,869,816)
(12,579,686)	(4,833,346)	(173,188,986)	(142,147,932)	(26,458,404)	(168,606,336)
	(1,193,382)	(23,944,148)	(15,178,186)	(820,955)	(15,999,141)
(116,228)	(2,350,379)	(10,228,291)	(6,791,358)		(6,791,358)
	(276,500)	(37,026,561)	(33,239,731)	(2,696,691)	(35,936,422)
		(4,140,575)	(3,912,135)		(3,912,135)
	(306,015)	(15,004,898)	(15,693,892)		(15,693,892)
	(346,005)	(41,975,256)	(36,804,043)		(36,804,043)
	(624,617)	(44,585,213)	(41,127,725)	(441,336)	(41,569,061)
		(19,287,429)	(19,150,253)		(19,150,253)
		(31,224,153)	(28,542,785)		(28,542,785)
(14,878,547)	(24,699,340)	(686,694,784)	(598,922,105)	(53,087,014)	(652,009,119)
0	0	(48,077,999)	(43,494,680)	0	(43,494,680)
		31,224,153	28,542,785		28,542,785
		3,731,070	(7,088,312)		(7,088,312)
		(1,700,000)			
			(200,000)		(200,000)
		9,471,076	9,401,624		9,401,624
		6,094,369	5,710,486		5,710,486
		(5,191,359)	(3,787,763)		(3,787,763)
		(4,448,690)	(10,915,860)		(10,915,860)
		(4,453,729)	33,339,802		33,339,802
		9,119,004	(22,149,361)		(22,149,361)
		216,585	274,581		274,581

3. CASH FLOW STATEMENT FOR 1997

(in Swiss francs)

	notes	1997	1996
Cash flow from operating activities		(9,556,861)	19,264,569
<i>Operating surplus before changes in working capital</i>		<i>1,511,815</i>	<i>12,500,566</i>
Excess of income over expenses		216,585	274,581
Depreciation of fixed assets	4.3.7	5,243,753	5,174,162
Extraordinary income and expenditure - net		(217,453)	0
Increase/(decrease) of provisions and funds for investments		(3,731,070)	7,051,823
<i>Changes in working capital</i>		<i>(11,068,676)</i>	<i>6,764,003</i>
(Increase)/decrease of current assets		(6,119,757)	5,604,037
Increase/(decrease) of short term liabilities		(176,330)	12,734,179
(Increase)/decrease of operations with temporary deficit financing	4.2.4	4,453,729	(33,339,802)
Increase/(decrease) of operations with temporary surplus financing	4.2.6	(9,226,318)	21,765,589
Cash flow from investing activities		(3,751,992)	(33,062,462)
Investment in real estate	4.3.7	0	(225,037)
Investment in furniture and other equipment	4.3.7	(2,468,573)	(2,882,392)
Sale of furniture and other equipment	4.3.7	12,755	44,967
Investment in financial assets	4.3.6	(1,296,174)	(30,000,000)
Cash flow from financing activities		(200,000)	(200,000)
Increase/(decrease) of long-term liabilities	4.3.10	(200,000)	(200,000)
Net variation of cash and bank deposits		(13,508,853)	(13,997,893)
Cash and bank deposits as at 1 January		80,034,233	94,032,126
Cash and bank deposits as at 31 December		66,525,380	80,034,233

4. NOTES TO THE FINANCIAL STATEMENTS AS AT 31 DECEMBER 1997

4.1 Activities

The International Committee of the Red Cross, founded in Geneva in 1863 and formally recognized in the Geneva Conventions and by the International Conferences of the Red Cross and Red Crescent, is an independent humanitarian organization having a status of its own.

The ICRC's principal tasks consist of:

- ♦ in connection with internal strife, international and non-international armed conflict, and their aftermath:
 - activities for persons deprived of their freedom;
 - protection and relief (in the form of medical supplies, drinking water, food and shelter) for the civilian population;
 - restoration of family links;
- ♦ at all times:
 - development of and respect for international humanitarian law;
 - promotion and dissemination of humanitarian law and of the principles of the International Red Cross and Red Crescent Movement;
 - humanitarian diplomacy.

The ICRC is managed on the basis of two separate financial structures, one for headquarters and one for the field.

The **headquarters** financial structure covers activities in Geneva, the management of the International Tracing Service in Arolsen, Germany, and the New York delegation.

The **field** financial structure comprises all other ICRC delegations, of which there were 54 at the end of 1997.

4.2 Main accounting principles

4.2.1 Securities

Investment securities are recorded at their purchase value in the case of shares, and at par in the case of bonds.

4.2.2 Inventories

Inventories held at headquarters are listed at the purchase price; inventories held at the delegations are not included under assets.

4.2.3 Accrued income and prepaid expenses

This account heading includes expenses paid in advance and contributions received during the first two weeks of the financial year following the year under report, but specifically attributed to the reporting period.

4.3.4 Operations with temporary deficit financing

This relates to expenditure in the field financial structure which is not covered by contributions already received.

4.2.5 Fixed assets

Investments in real estate, furniture and equipment at headquarters are carried as assets on the balance sheet.

With the exception of real estate investments, all expenses incurred by the delegations are expensed in the current financial year statement of income and expenses, owing to the fact that the ICRC operates in unstable or conflict situations.

Applicable straight-line depreciation periods:

	in Switzerland	other countries
Real estate	50 years	5 years
Fixtures and fittings	10 years	-
Furniture and equipment	5 years	-
Computer and telecommunications equipment	3 years	-

4.2.6 Operations with temporary surplus financing

Some contributions received by the ICRC are earmarked for specific usage. At the end of the financial year, any such funds which have not yet been spent are recorded under this heading.

4.2.7 Provisions

Provisions for operational risks cover identifiable risks relating to insufficient operational funding, equipment insured by delegations and commercial disputes.

Provisions for staff commitments cover the ICRC's liabilities under the Collective Staff Agreement.

Provisions for work in progress or to be undertaken are allocated in anticipation of specific events, such as the International Conferences of the Red Cross and Red Crescent, accrued over several accounting periods.

4.2.8 Funds for investments

The ICRC sets aside funds for capital expenditure on real estate and equipment, in order to be able to make investments essential for its operations regardless of short-term financial fluctuations.

4.2.9 Contributions

Cash contributions are recognized upon receipt; pledges are not recognized until received.

Contributions in kind (goods) and in services (in the form of staff, means of transport) derive from statistical information. For each contribution received in kind or in services, an equal and opposite amount is entered under both income and expenditure.

The value of contributions in kind is determined by the donor's estimation of the value of the goods, allowing for the cost of transport to the final destination.

The value of service contributions is estimated by determining the real cost that would have been incurred had the contribution not been made. In the case of staff seconded to the ICRC, the estimated value consists of the salary plus the social security and insurance contributions paid by the ICRC for the position concerned.

Income and expenditure for projects delegated to National Red Cross or Red Crescent Societies are included under the total income and total expenditure items for the relevant accounting period.

4.2.10 Allocation to headquarters budget

A premium of 6.5% is added to cash expenditure incurred by the field financial structure. This amount is included in the income of the headquarters financial structure, so as to partly offset the cost of headquarters' direct support for ICRC operations in the field. This procedure does not affect the overall result for the financial year.

4.2.11 Excess of income or expenditure

The headquarters financial structure excess of income or expenditure is reported as an increase or decrease in the ICRC's capital reserve. The operating surplus or deficit of the field financial structure is allocated to operations with temporary surplus or deficit financing.

4.2.12 Translation of foreign currencies

Monetary assets and liabilities are translated into Swiss francs at the rate applicable at the year-end, except for securities denominated in foreign currencies, which are converted at the historical rate of exchange. Income statement items are converted at mean monthly exchange rates and any differences included under other income and expenditures.

The principal rates of exchange are shown below:

	Closing rate of exchange		Mean rate of exchange	
	1997	1996	1997	1996
USD	1.4740	1.3450	1.4488	1.2338
DEM	0.8135	0.8710	0.8410	0.8195
GBP	2.4200	2.2700	2.3700	1.9175
FRF	0.2430	0.2580	0.2501	0.2409
ECU	1.6000	1.6800	1.6392	1.5367

4.3 Additional details relating to the financial statements

This section provides a breakdown of the main items on the balance sheet. All figures are in Swiss francs.

	31 Dec. 1997	31 Dec. 1996
4.3.1 Cash and cash equivalent	66,737,279	80,039,820
Cash and current accounts (bank/post office) in Geneva	892,150	1,456,008
Cash and current accounts held by delegations	14,793,371	14,691,875
Time deposits	51,051,758	63,891,937
4.3.2 Securities	22,100,766	19,637,832
Securities	23,624,249	21,541,315
Other current assets	1,962,947	1,420,571
Provision for securities market fluctuations	(3,486,430)	(3,324,054)
<i>Market value of securities</i>	<i>32,733,133</i>	<i>31,829,435</i>
4.3.3 Accounts receivable	11,443,474	10,794,899
Governments	-	25,910
National Red Cross and Red Crescent Societies, organizations, foundations and funds	5,075,940	6,400,749
Withholding tax and recoverable levies	474,544	573,365
Guarantee deposits	854,653	789,909
Accounts receivable, social security and insurance contributions	2,929,910	752,978
Advance payments to expatriates on mission	2,308,527	2,452,088
Provision for doubtful accounts receivable	(200,100)	(200,100)
4.3.4 Inventories	6,467,348	4,146,846
Medical supplies	3,247,440	3,531,582
Provision for depreciation of medical supplies	(2,000,000)	(2,000,000)
Computer and telecommunications equipment	1,742,970	1,341,702
Vehicle fleet in Geneva and Brussels for use in operational activities	3,326,000	1,086,971
Sundry equipment	150,938	186,591
4.3.5 Accrued income and prepaid expenditure	49,627,259	48,939,513
Contributions receivable	45,903,235	44,588,045
Advance payments, headquarters and field	3,724,024	4,351,468

4.3.6 Financial assets

This is a medium-term deposit initially totaling Sfr. 30,000,000, booked on 1 October 1996 and maturing on 30 September 1999. The principle is fully guaranteed by the banking institution administrating the deposit.

4.3.7 Fixed assets

	Furniture and other equipment	Real estate	Total
Book value, gross			
Cost as at 1 January 1997	23,298,087	41,981,531	65,279,618
Additions during 1997	2,468,573	225,000	2,693,573
Disposals	(12,755)	-	(12,755)
Cost as at 31 December 1997	25,753,905	42,206,531	67,960,436
Accumulated depreciation			
Balance as at 1 January 1997	(16,440,475)	(6,710,906)	(23,151,381)
Depreciation during 1997	(3,760,064)	(1,483,689)	(5,243,753)
Balance as at 31 December 1997	(20,200,539)	(8,194,595)	(28,395,134)
Net book value as at 31 December 1996	6,857,612	35,270,625	42,128,237
Net book value as at 31 December 1997	5,553,366	34,011,936	39,565,302

One of the buildings at the headquarters in Geneva is subject to a mortgage note tendered as collateral for the respective mortgage.

Real estate investments for the 1997 financial year relate to an apartment donated to the ICRC as a contribution in kind.

	<u>31 Dec. 1997</u>	<u>31 Dec. 1996</u>
4.3.8 Accounts payable	68,648,129	65,778,992
Governments	9,228,016	8,209,023
National Red Cross and Red Crescent Societies, organizations, foundations and funds	596,953	726,492
Suppliers	11,823,568	14,778,477
Social security and insurance contributions	25,359,190	20,597,654
Staff vacation accrual	19,858,532	19,549,642
Sundry items	1,781,870	1,917,704
4.3.9 Accrued expenses and deferred income	23,214,529	26,259,996
Accrued expenses and deferred income	22,220,815	26,123,721
Prepaid contributions	993,714	136,275

4.3.10 Allocation to headquarters budget

This is a mortgage taken out to pay for one the buildings at the headquarters in Geneva. Interest amounted to Sfr 445,790, in 1997 (Sfr 456,097 in 1996).

4.3.11 Provisions

	Operational risks	Staff related provisions	Work in progress or to be undertaken	Total
Balance as at 1 January 1997	90,105,542	6,190,048	1,636,525	97,932,115
Use/release during 1997	(10,111,687)	(2,557,397)	(70,066)	(12,739,150)
Allocations during 1997	3,695,703	2,500,000	-	6,195,703
Balance as at 31 December 1997	83,689,558	6,132,651	1,566,459	91,388,668

4.3.12 Funds for investments

	Furniture and equipment	Real estate	Total
Balance as at 1 January 1997	10,592,690	32,427,263	43,019,953
Use/release during 1997	(10,076)	-	(10,076)
Allocations during 1997	2,650,000	180,000	2,830,000
Balance as at 31 December 1997	13,232,614	32,607,263	45,839,877

4.4 Additional notes

4.4.1 Reclassification

Certain items in the balance sheet and the statement of income and expenses for 1996 have been reclassified to conform with the new format for presenting the 1997 financial statements. These reclassifications did not affect the net result reported for 1996.

4.4.2 Taxes

The ICRC is exempt from taxes in Switzerland and most countries in which its delegations are based.

4.4.3 Financial instruments

Forward transactions are effected occasionally for contract periods not extending beyond the current month and solely for the purpose of hedging exchange rate risks.

4.4.4 Staff benefits

In accordance with Swiss law, pension contributions for staff working at headquarters or in the field and hired in Geneva are paid into a trust independent of the ICRC. The auditor's annual report confirms that this trust is able to cover its commitments.

Fondation Avenir, established at the ICRC's initiative, facilitates training or career moves for staff working at headquarters or in the field and hired in Geneva under an open-ended contract.

Personnel employed locally by the delegations receive social benefits in accordance with the legislation of the countries concerned.

Report of the auditors
for the year ended December 31, 1997
to the General Meeting of the

INTERNATIONAL COMMITTEE OF THE RED CROSS, GENEVA

As auditors of your association, by virtue of article 11 paragraph 2 of the articles of incorporation and articles 43 and 45 of the internal governing regulations, we have examined the accounting records and the financial statements (balance sheet, statement of income and expenses, cash flow statement and notes) for the year ended December 31, 1997.

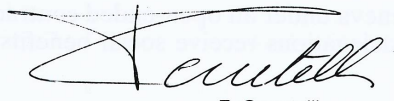
These financial statements are the responsibility of the management. Our responsibility is to express an opinion on these financial statements based on our audit. We confirm that we meet the legal requirements concerning professional qualification and independence.

Our audit was conducted in accordance with auditing standards promulgated by the profession, which require that an audit be planned and performed to obtain reasonable assurance about whether the financial statements are free from material misstatement. We have examined on a test basis evidence supporting the amounts and disclosures in the financial statements. We have also assessed the accounting principles used, significant estimates made and the overall financial statement presentation. We believe that our audit provides a reasonable basis for our opinion. Finally, we have reviewed the reports of KPMG London, who were responsible for reviewing that the income and expenses relating to the field operations of the ICRC have been correctly accounted for. We believe that our audit provides a reasonable basis for our opinion.


In our opinion, the accounting records and financial statements comply with articles 957 and onwards of the Swiss Code of Obligations, with the articles of incorporation, and with the accounting principles of the International Committee of the Red Cross.

The statement of income and expenses includes a column which sets out the gifts in kind or of services received by the ICRC. This consists of statistical information not recorded in the books of account. We have not examined this information. This data has been reviewed, however, as part of the review work performed by KPMG.

Geneva, April 22, 1998

ATAG Ernst & Young SA

F. Genetelli
French certified accountant
(Auditor in charge)



G. Monat
Swiss certified accountant

Enclosures :

- Financial statements (balance sheet, statement of income and expenses, cash flow statement and notes)

■ ATAG ERNST & YOUNG AG offices in Basel, Aarau, Berne/Thun, Bienne, Brig, Chur, Fribourg, Geneva, Kreuzlingen, Lausanne, Lucerne, Neuchâtel/La Chaux-de-Fonds, St.Gallen/Buchs, Sion, Solothurn, Winterthur, Zurich
■ Member of the Swiss Chamber of Auditors

5. HEADQUARTERS FINANCIAL STRUCTURE IN 1997

Budget/expenditure in cash, kind and services (in Swiss francs)

Headquarters expenses by activity	Budget			Expenditure		
	initial appeal	amendments	final	in cash	in kind	in services
1. Activities based on or directly related to the Geneva Conventions and other instruments of international humanitarian law	75,411,000	(260,000)	75,151,000	72,273,139	558,587	847,052
1.1. Protection activities and coordination of operations (merged with Central Tracing Agency in 1997)	14,417,000	4,262,000	18,679,000	18,625,677		
1.2. Central Tracing Agency	4,658,000	(4,658,000)	0			
1.3. Medical activities	8,265,000	(25,000)	8,240,000	8,195,132		68,308
1.4. Relief activities	6,217,000	30,000	6,247,000	5,680,800	558,587	131,381
1.5. Cooperation in the development of National Red Cross and Red Crescent Societies	805,000	0	805,000	705,910		64,848
1.6. International humanitarian law (IHL): implementation, research and development	7,928,000	77,000	8,005,000	7,761,684		
1.7. IHL: promotion and dissemination	13,298,000	(56,000)	13,242,000	12,464,478		276,500
1.8. Relations with international organizations	4,041,000	(10,000)	4,031,000	4,140,575		
1.9. Communication	15,782,000	120,000	15,902,000	14,698,883		306,015
2. Operational support at delegations	0	0	0	0	0	0
3. Support activities	43,751,000	348,000	44,099,000	43,960,596	0	624,617
3.1. General policy and operational support	4,581,000	294,000	4,875,000	5,104,880		
3.2. Human resources: recruitment, training, development and management	17,971,000	658,000	18,629,000	17,683,425		
3.3. External resources	5,249,000	70,000	5,319,000	6,372,671		624,617
3.4. Information technology and telecommunications	15,950,000	(674,000)	15,276,000	14,799,620		
4. Financial management and general services	18,279,000	(88,000)	18,191,000	19,287,429	0	0
4.1. Financial management	7,703,000	19,000	7,722,000	7,777,897		
4.2. Management control and external auditing	1,915,000	0	1,915,000	1,894,881		
4.3. General services	8,661,000	(107,000)	8,554,000	9,614,651		
Subtotal	137,441,000	0	137,441,000	135,521,164	558,587	1,471,669
5. Allocations for risks, commitments and investments	5,000,000	0	5,000,000	10,708,078		
5.1. Operational risks	3,000,000	0	3,000,000	3,695,703		
5.2. Staff commitments	1,000,000	0	1,000,000	2,500,000		
5.3. Other liabilities	600,000	0	600,000			
5.4. Funds for investments for furniture and equipment	400,000	0	400,000	2,650,000		
5.5. Allocation to provisions for variation of actives				162,375		
5.6. Allocation to Fondation Avenir du CICR				1,700,000		
Total	142,441,000	0	142,441,000	146,229,242	558,587	1,471,669

6. FIELD EXPENDITURE

including
(in Swiss

	Budget			Cash Expenditure							
	Emerg.Appeal cash / kind / Services	Amendment	Final	Protection & tracing	Promotion & dissemination	Health activities	Relief activities	Cooperation with National Societies	Operational support	Overheads	Total
AFRICA	236,303,251	63,399,471	299,702,722	67,272,182	7,280,723	33,596,106	71,163,534	9,030,336	19,617,827	13,517,446	221,478,154
Angola	9,569,107		9,569,107	4,494,098	280,549	1,774,589	1,589,277	8,501	1,397,301	620,381	10,164,696
Burundi	1,362,245		1,362,245	58,348	18,384	81,589	400,878		256,048	52,991	868,238
Ethiopia [incl. Eritrea]	11,041,975		11,041,975	4,268,765	832,699	1,698,949	766,218	133,901	429,954	528,481	8,658,967
Liberia	1,883,705		1,883,705	1,032,050	31,353	396,445		67,568	110,366	106,456	1,744,238
Rwanda	67,086,913		67,086,913	24,339,655	700,958	3,852,584	14,331,894	47,102	3,893,127	3,065,746	50,231,066
Somalia	32,227,378		32,227,378	2,749,322	270,065	5,120,599	12,696,769	2,855,135	1,355,104	1,628,055	26,675,049
Sudan	35,997,565		35,997,565	2,004,560	67,005	4,923,608	3,391,931	480,400	1,254,193	787,910	12,909,607
Dem. Rep. of Congo [incl. Rep. of Congo]		56,193,089	56,193,089	10,158,104	570,313	9,993,918	23,409,116	1,247,761	3,785,155	3,195,684	52,360,051
Abidjan (regional) [incl. Sierra Leone]	24,057,588		24,057,588	3,547,145	1,067,895	2,427,702	5,122,138	671,272	1,461,385	929,340	15,226,877
Dakar (regional)	6,879,676		6,879,676	3,278,532	542,890	1,281,727		298,372	524,474	382,882	6,308,877
Harare (regional)	2,841,176		2,841,176	656,041	561,423	5,549		494,022	277,312	129,632	2,123,979
Lagos (regional)	1,790,737		1,790,737	998,837	454,255			177,459	326,000	127,176	2,083,727
Nairobi (regional) [incl. Uganda]	16,963,840	7,206,382	24,170,222	6,567,141	1,368,893	2,018,785	9,455,313	1,630,880	3,882,994	1,620,060	26,544,066
Pretoria (regional)	4,152,414		4,152,414	1,319,846	423,001			583,797	383,900	176,186	2,886,730
Yaoundé (regional)	2,162,065		2,162,065	1,799,738	91,040	20,062		334,166	280,514	166,466	2,691,986
Mozambique											
Contingency	18,286,867		18,286,867								
General use											
THE AMERICAS	35,062,643	0	35,062,643	17,655,578	2,978,649	1,858,524	1,764,807	1,990,503	2,562,978	1,872,717	30,683,756
Colombia	15,889,385		15,889,385	9,285,699	1,289,612	805,430	1,453,841	866,176	1,050,154	958,810	15,709,722
Peru	6,362,546		6,362,546	3,584,336	262,998	839,762	310,966	214,723	580,576	376,569	6,169,930
Brasilia (regional)	1,493,054		1,493,054	544,220	182,608			93,959	125,889	61,534	1,008,210
Buenos Aires (regional)	1,812,821		1,812,821	919,007	378,633			51,565	167,476	98,584	1,615,265
Guatemala City (regional)	5,521,768		5,521,768	2,462,598	864,798	213,332		751,732	448,551	308,165	5,049,176
Washington (regional)	1,047,259		1,047,259	859,718				12,348	190,332	69,055	1,131,453
Panama											
Haiti											
Contingency	2,935,810		2,935,810								
General use											

AND INCOME IN 1997

delegated projects
francs)

Cash Income			Reports of operations					Contributions spent		
Allocated income	Allocation income granted	Total income in cash	Surplus financing 96 brought forw.	Deficit financing 96 brought forw.	Corrections and transfers	Surplus financing 1997	Deficit financing 1997	in kind	in services	
215,726,854	0	215,726,854	13,749,044	(20,489,985)	(106,452)	9,061,541	(21,660,234)	3,207,866	10,114,614	AFRICA
9,419,433	3,323,115	12,742,548	733,476	(3,315,814)	(106,452)		(110,938)	5,353	249,993	Angola
1,027,166		1,027,166		(58,640)		100,288				Burundi
3,127,350	5,129,619	8,256,969					(401,998)		348,795	Ethiopia [incl. Eritrea]
1,552,373	191,865	1,744,238								Liberia
50,090,612	1,223,080	51,313,692	278,532	(8,692,857)		1,809,357	(9,141,056)	593,777	2,227,804	Rwanda
21,889,783	5,317,339	27,207,122	1,291,282	(3,148,657)		2,314,734	(3,640,036)	19,278	1,231,249	Somalia
9,714,119	3,191,618	12,905,737	167,337	(925,403)			(761,936)		1,857,249	Sudan
40,253,306	3,252,851	43,506,157	9,906,144	(2,912,554)		3,717,711	(5,578,015)	526,564	1,886,903	Dem. Rep. of Congo [incl. Rep. of Congo]
15,617,213	173,048	15,790,261	86,225	(1,078,389)			(428,780)	1,364,922	547,195	Abidjan (regional)
1,668,906	4,513,810	6,182,716		(78,922)			(205,083)	380,764	529,818	[incl. Sierra Leone] Dakar (regional)
236,807	1,720,575	1,957,382	28,845		137,752					Harare (regional)
705,778	1,377,949	2,083,727							6,210	Lagos (regional)
9,892,028	15,538,395	25,430,423		(278,749)			(1,392,392)	317,208	1,022,743	Nairobi (regional)
2,171,266	715,464	2,886,730							101,085	[incl. Uganda] Pretoria (regional)
389,887	2,302,099	2,691,986							105,570	Yaoundé (regional)
			1,257,203		(137,752)	1,119,451				Mozambique
										Contingency
47,970,827	(47,970,827)									General use
29,257,030	0	29,257,030	1,003,819	(4,259,520)	0	32,888	(4,715,315)	87,785	743,285	THE AMERICAS
12,735,896	567,562	13,303,458	954,216	(1,919,310)			(3,371,358)	87,785	335,076	Colombia
5,597,333	1,404,701	7,002,034		(2,176,061)			(1,343,957)		168,089	Peru
	1,008,210	1,008,210								Brasília (regional)
16,700	1,598,565	1,615,265								Buenos Aires (regional)
3,032,461	2,000,000	5,032,461			16,715				240,120	Guatemala City (regional)
501,939	629,514	1,131,453								Washington (regional)
			49,603		(16,715)	32,888				Panama
	164,149	164,149		(164,149)						Haiti
										Contingency
7,372,701	(7,372,701)									General use

6. FIELD EXPENDITURE

including
(in Swiss

	Budget			Cash Expenditure							
	Emerg.Appeals	Amendment cash / kind / services	Final	Protection & tracing	Promotion & dissemination	Health activities	Relief activities	Cooperation with National Societies	Operational support	Overheads	Total
ASIA & THE PACIFIC	110,936,149	25,951,399	136,887,548	26,808,061	3,880,193	17,947,497	38,497,980	3,618,170	7,078,986	6,359,008	104,189,895
Afghanistan [incl. Pakistan]	61,589,415	25,439,899	87,029,314	8,444,864	714,178	13,711,226	34,116,993	2,587,575	3,010,724	4,068,062	66,653,622
Cambodia	6,100,128		6,100,128	2,235,503	279,763	2,229,643		16,045	620,780	349,812	5,731,546
Sri Lanka	16,271,658		16,271,658	5,648,205	298,615	1,602,700	3,933,679	394,665	1,613,055	876,910	14,367,829
Bangkok (regional)	3,724,473		3,724,473	1,859,185	948,090			16,695	371,384	207,698	3,403,052
Jakarta (regional)	4,228,970	1,201,054	5,430,024	2,136,983	277,813	403,928	447,308	211,915	506,691	259,001	4,243,639
Manila (regional)	1,935,426		1,935,426	1,533,568	268,854			36,219	210,649	133,204	2,182,494
New Delhi (regional)	7,944,060		7,944,060	4,949,753	1,092,880			355,056	745,703	464,321	7,607,713
Contingency	9,142,019	(689,554)	8,452,465								
General use											
WESTERN & CENTRAL EUROPE, BALKANS	65,450,315	14,784,216	80,234,531	18,204,051	3,241,789	11,399,051	19,059,108	3,781,566	4,854,967	3,935,135	64,475,667
Former Yugoslavia	57,429,565		57,429,565	16,009,511	2,960,646	10,398,682	14,221,188	1,367,255	4,537,851	3,217,184	52,712,317
Budapest (regional)	2,732,568		2,732,568	870,077	231,279			160,084	129,168	90,389	1,480,997
Albania		14,784,216	14,784,216	1,324,463	49,864	1,000,369	4,837,920	2,254,227	187,948	627,562	10,282,353
Romania											
Contingency	5,288,182		5,288,182								
General use											
EASTERN EUROPE & CENTRAL ASIA	128,514,964	(25,430,263)	103,084,701	15,791,759	4,923,928	5,847,017	19,609,725	1,606,312	4,981,525	3,429,417	56,189,683
Caucasus	38,566,560		38,566,560	7,762,951	1,115,631	3,934,254	12,438,428	147,769	2,525,402	1,815,088	29,739,523
Tajikistan	29,309,968		29,309,968	2,815,584	141,558	1,035,650	3,389,938	36,595	681,805	526,574	8,627,704
Kyiv (regional)	2,656,623		2,656,623	778,217	370,447			249,973	232,092	105,997	1,736,726
Moscow (regional)	46,677,705	(25,430,263)	21,247,442	3,999,693	2,908,298	877,113	3,781,359	1,006,300	1,491,012	914,145	14,977,920
Tashkent (regional)	1,909,608		1,909,608	435,314	387,994			165,675	51,214	67,613	1,107,810
Contingency	9,394,500		9,394,500								
General use											
MIDDLE EAST & NORTH AFRICA	42,527,731	0	42,527,731	18,394,273	1,980,301	7,542,637	0	2,017,969	2,532,968	2,110,430	34,578,578
Egypt	1,659,413		1,659,413	517,378	645,657				109,479	82,714	1,355,228
Iran	206,834		206,834	60,091						3,906	63,997
Iraq	12,461,549		12,461,549	4,168,266	133,726	6,644,230		9,112	491,161	744,022	12,190,517
Israel [+occup/autonom. territ.]	14,157,962		14,157,962	8,157,162	280,600	265,825		1,187,759	1,177,979	719,506	11,788,831
Jordan	1,700,897		1,700,897	930,053	291,309			26,320	179,143	92,744	1,519,569
Lebanon	2,788,288		2,788,288	1,564,182	86,779	415,803		676,872	218,676	192,550	3,154,862
Syria	554,981		554,981	463,464	4,574			5,188	46,510	33,783	553,519
Kuwait (regional)	3,802,547		3,802,547	1,973,662	100,712	216,779		4,832	149,341	158,946	2,604,272
Tunis (regional)	1,565,690		1,565,690	560,015	436,944			107,886	160,679	82,259	1,347,783
Contingency	3,629,570		3,629,570								
General use											
TOTAL FIELD	618,795,053	78,704,823	697,499,876	164,125,904	24,285,583	78,190,832	150,095,154	22,044,856	41,629,251	31,224,153	511,595,733

AND INCOME IN 1997 (CONTINUED)

delegated projects
francs)

Cash Income			Reports of operations					Contributions spent		
Allocated income	Allocation income granted	Total income in cash	Surplus financing 96 brought forw.	Deficit financing 96 brought forw.	Corrections and transfers	Surplus financing 1997	Deficit financing 1997	in kind	in services	
109,330,297	0	109,330,297	10,476,003	(11,918,920)	0	8,226,545	(4,529,060)	328,614	5,283,681	ASIA & THE PACIFIC
60,496,537	7,883,216	68,379,753	10,417,941	(8,102,733)		7,240,007	(3,198,668)	288,027	4,501,570	Afghanistan [incl. Pakistan]
6,282,558	90,102	6,372,660		(874,108)			(232,994)	40,587	155,421	Cambodia
10,333,036	4,097,127	14,430,163		(400,994)			(338,660)		502,457	Sri Lanka
1,403,052	2,000,000	3,403,052								Bangkok (regional)
4,747,996	2,000,000	6,747,996		(2,275,785)		965,050	(736,478)		90,045	Jakarta (regional)
2,447,794		2,447,794		(265,300)						Manila (regional)
1,964,722	5,584,157	7,548,879	58,062			21,488	(22,260)		34,188	New Delhi (reg.)
21,654,602	(21,654,602)									Contingency
										General use
62,763,266	0	62,763,266	2,187,109	(4,149,230)	(75,056)	2,350,655	(6,100,233)	3,790,741	2,860,815	WESTERN & CENTRAL EUROPE, BALKANS
41,008,631	11,860,833	52,869,464	791,527	(4,149,230)	(75,056)	969,997	(4,245,609)	2,659,525	2,450,657	Former Yugoslavia
752,238	713,835	1,466,073			14,924				86,595	Budapest (regional)
8,277,729	150,000	8,427,729					(1,854,624)	1,131,216	323,563	Albania
			1,395,582		(14,924)	1,380,658				Romania
12,724,668	(12,724,668)									Contingency
										General use
56,252,092	0	56,252,092	312,741	(4,048,454)	0	662,877	(4,336,181)	5,490,121	3,858,334	EASTERN EUROPE & CENTRAL ASIA
16,381,697	10,630,206	27,011,903	312,741	(234,024)		228,799	(2,877,702)	4,045,982	2,234,641	Caucasus
9,725,460	1,919,634	11,645,094		(3,658,869)			(641,479)	1,444,139	882,234	Tajikistan
40,541	1,696,185	1,736,726								Kyiv (regional)
7,416,175	7,334,384	14,750,559		(155,561)		434,078	(817,000)		741,459	Moscow (regional)
93,706	1,014,104	1,107,810								Tashkent (regional)
22,594,513	(22,594,513)									Contingency
										General use
33,779,944	0	33,779,944	1,840,413	(4,971,949)	74,194	187,330	(4,043,306)	1,414,833	366,942	MIDDLE EAST & NORTH AFRICA
579,253	775,975	1,355,228								Egypt
100,327		100,327	41,551			77,881				Iran
10,994,297	755,484	11,749,781	375,966	(2,919,999)	107,650		(2,877,119)	1,408,293	154,767	Iraq
9,614,802	3,611,077	13,225,879		(1,971,133)	(33,456)	109,449	(676,990)		43,815	Israel [+occup/autonom. territ.]
291,322	1,228,247	1,519,569								Jordan
1,095,723	200,000	1,295,723	1,422,896	(21,459)			(457,702)			Lebanon
554,070		554,070		(551)						Syria
1,017,540	1,614,044	2,631,584		(58,807)			(31,495)	6,540	125,925	Kuwait (regional)
488,126	859,657	1,347,783							42,435	Tunis (regional)
9,044,484	(9,044,484)									Contingency
										General use
507,109,483	0	507,109,483	29,569,129	(49,838,058)	(107,314)	20,521,836	(45,384,329)	14,319,960	23,227,671	TOTAL FIELD

7. CONTRIBUTIONS IN 1997

(in Swiss francs)

7.1 Governments

Country	Headquarters appeal	Emergency appeals	Total cash	Total kind	Total services	Grand total
Algeria	40,350		40,350			40,350
Andorra	20,350		20,350			20,350
Australia	761,990	1,702,359	2,464,349			2,464,349
Austria	571,461	2,329,900	2,901,361			2,901,361
Bahamas	14,500		14,500			14,500
Bahrain	149,500		149,500			149,500
Belgium	1,092,889	4,294,980	5,387,869			5,387,869
Belize	7,150		7,150			7,150
Botswana	30,600		30,600			30,600
Cambodia	14,700		14,700			14,700
Canada	2,357,141	14,435,909	16,793,050	87,785	125,925	17,006,760
Chile	45,900		45,900			45,900
China	460,000		460,000			460,000
Colombia	141,943		141,943			141,943
Costa Rica	39,171		39,171			39,171
Cuba	4,050		4,050			4,050
Cyprus	70,000		70,000			70,000
Czech Republic	71,000	6,000	77,000			77,000
Denmark	2,370,000	8,757,190	11,127,190	358,242		11,485,432
Egypt	92,950		92,950			92,950
El Salvador	74,000		74,000			74,000
Fiji	8,389		8,389			8,389
Finland	564,446	5,332,487	5,896,933	669,534		6,566,467
France	1,600,000	6,026,720	7,626,720			7,626,720
Germany	1,246,300	7,466,023	8,712,323	1,138,585	40,000	9,890,908
Greece	300,000		300,000			300,000
Guyana	43,656		43,656			43,656
Holy See	7,250	154,650	161,900			161,900
Hungary	35,000		35,000			35,000
Iceland	40,000	50,000	90,000			90,000
India	21,141		21,141			21,141
Ireland	214,650	1,137,775	1,352,425			1,352,425
Israel	106,400		106,400			106,400
Italy	1,680,000	3,360,000	5,040,000			5,040,000
Jamaica	14,688		14,688			14,688
Japan	1,300,000	17,285,100	18,585,100			18,585,100
Jordan	84,600		84,600			84,600
Korea, Rep. of	373,750	41,033	414,783			414,783
Kuwait	740,000		740,000			740,000
Libya	30,000		30,000			30,000
Liechtenstein	150,000	90,000	240,000			240,000
Lithuania	5,648		5,648			5,648
Luxembourg	242,298	2,919,180	3,161,478			3,161,478
Madagascar	318		318			318
Malaysia	30,098		30,098			30,098
Malta	15,000		15,000			15,000

7. CONTRIBUTIONS IN 1997

(in Swiss francs)

7.0 Summary of all contributions

Country	Headquarters appeal	Emergency appeals	Total cash	Total kind	Total services	Grand total
7.1 Governments	104,240,632	354,257,346	458,497,978	3,769,384	442,425	462,709,787
7.2 European Commission		90,596, 848	90,596, 848	1,695,644		92,292,492
7.3 International organizations		32,895	32,895	865,451		898,436
7.4 NGOs		73,500	73,500			73,500
7.5 National Societies	5,988,781	21,984,907	27,973,688	8,141,727	24,256,915	60,372,330
7.6 Public sources	3,348,500	445,000	3,793,500			3,793,500
7.7 Private sources	855,781	17,214,708	18,070,489	406,251		18,476,740
Transfer of Swiss gvt contribution	(5,000,000)	5,000,000	0			0
Grand total	109,433,694	489, 605,204	599,038,898	14,878,547 *	24,699,340	638,616,785

* Breakdown:	Contributions to delegated projects	1,451,098
	Relief supplies dispatched by the ICRC	12,493,343
	Medical supplies dispatched by the ICRC	934,106
	Total	14,878,547

7. CONTRIBUTIONS IN 1997

(in Swiss francs)

7.3 International organizations

Donor	Headquarters appeal	Emergency appeals	Total cash	Total kind	Total services	Grand total
UNESCO		22,200	22,200			22,200
UNHCR				89,700		89,700
UNICEF				4,485		4,485
WHO		10,695	10,695			10,695
WFP				771,356		771,356
Total from international organizations		32,895	32,895	865,541		898,436

7.4 Non-governmental organizations (NGOs)

AG Fund		73,500	73,500			73,500
Total from non-governmental organizations		73,500	73,500			73,500

7.5 National Societies

Country	Headquarters appeal	Emergency appeals	Total cash	Total kind	Total services	Grand total
Albania	2,039		2,039			2,039
Algeria	10,953		10,953			10,953
Andorra	752		752			752
Australia	160,462	452,344	612,806	10,093	1,605,066	2,227,965
Austria	67,601	784,975	852,576	531,846	224,856	1,609,278
Bahamas	3,059		3,059			3,059
Belgium	101,248	527,138	628,386	941,976	1,260,258	2,830,620
Bolivia	500		500			500
Canada	199,951	195,373	395,324		2,572,954	2,968,278
Cape Verde	1,020		1,020			1,020
Chile	6,322		6,322			6,322
China	66,887		66,887			66,887
China - Hong Kong		217,600	217,600			217,600
Croatia	6,933		6,933			6,933
Cuba	1,425		1,425			1,425
Cyprus		4,281	4,281			4,281
Czech Republic	29,875		29,875			29,875
Denmark	109,275	845,857	955,132	1,045,515	1,823,045	3,823,692
Dominican Republic	510		510			510
Ecuador	4,078		4,078			4,078
Egypt	8,846		8,846			8,846
Estonia	4,180		4,180			4,180
Ethiopia	7,905		7,905			7,905
Fiji	800		800			800
Finland	108,182	146,200	254,382		803,382	1,057,764
France	495,637	77,188	572,825	89,635	1,566,486	2,228,946
Germany	1,100,910	4,099,335	5,200,245	143,856	1,935,931	7,280,032
Greece	45,000	5,167	50,167	48,184	68,478	166,829
Honduras	2,368		2,368			2,368
Hungary	10,000		10,000			10,000
Iceland	105,585	22,303	127,888		834,588	962,476

7. CONTRIBUTIONS IN 1997

(in Swiss francs)

7.1 Governments (continued)

Country	Headquarters appeal	Emergency appeals	Total cash	Total kind	Total Services	Grand total
Mauritius	14,250		14,250			14,250
Mexico	147,400		147,400			147,400
Monaco	46,000		46,000			46,000
Morocco	50,000		50,000			50,000
Nepal	4,485		4,485			4,485
Netherlands	1,342,124	33,343,039	34,685,163			34,685,163
New Zealand	464,450	503,064	967,514			967,514
Norway	1,127,394	22,117,869	23,245,263			23,245,263
Oman	5,835		5,835			5,835
Pakistan	15,756		15,756			15,756
Panama	38,220		38,220			38,220
Philippines	71,500		71,500			71,500
Poland	210,000		210,000			210,000
Portugal	200,000	500,000	700,000			700,000
St. Lucia	712		712			712
St. Marino	29,000		29,000			29,000
Saudi Arabia	294,000		294,000			294,000
Seychelles	13,870		13,870			13,870
Singapore	28,600		28,600			28,600
Slovak Republic	35,000		35,000			35,000
South Africa	95,744	219,750	315,494			315,494
Spain	500,000	853,832	1,353,832			1,353,832
Sweden	1,505,600	37,265,241	38,770,841			38,770,841
Switzerland	65,000,000	15,734,000	80,734,000		276,500	81,010,500
Thailand	105,816	14,450	120,266			120,266
Tonga	14,450		14,450			14,450
Trinidad and Tobago	927		927			927
Tunisia	12,162		12,162			12,162
United Kingdom	1,309,500	32,101,942	33,411,442			33,411,442
United States of America	14,244,100	136,214,854	150,458,954	1,515,238		151,974,192
Venezuela	6,985		6,985			6,985
Vietnam	1,425		1,425			1,425
Western Samoa	7,250		7,250			7,250
Zimbabwe	14,800		14,800			14,800
Total from governments	104,240,632	354,257,346	458,497,978	3,769,384	442,425	462,709,787

7.2 European Commission

Donor	Headquarters appeal	Emergency appeals	Total cash	Total kind	Total services	Grand total
EC food aid DG VIII		22,987,557	22,987,557	1,695,644		24,683,201
ECHO		66,691,689	66,691,689			66,691,689
Other EC funding		917,602	917,602			917,602
Total from European Commission		90,596,849	90,596,849	1,695,644	0	92,292,493

7. CONTRIBUTIONS IN 1997

(in Swiss francs)

7.5 National Societies (continued)

Country	Headquarters appeal	Emergency appeals	Total cash	Total kind	Total services	Grand total
Indonesia					94,875	94,875
Ireland	16,239		16,239		543,301	559,540
Italy	212,625	583,255	795,880	15,351	221,834	1,033,065
Japan	1,047,093	1,561,911	2,609,004	21,472	626,612	3,257,088
Jordan	1,665		1,665			1,665
Kenya	1,022		1,022			1,022
Korea, Rep. of	107,463	525,129	632,592			632,592
Laos	16,335		16,335			16,335
Latvia	2,318		2,318			2,318
Lesotho	3,054		3,054			3,054
Liechtenstein	18,047	160,646	178,693			178,693
Luxembourg	29,773	40,169	69,942			69,942
Macao	156		156			156
Madagascar	510		510			510
Mauritius	1,020		1,020			1,020
Monaco	19,883	92,608	112,491			112,491
Mongolia	988		988			988
Morocco	1,503		1,503			1,503
Nepal	1,631		1,631			1,631
Netherlands	165,200	1,041,193	1,206,393	377,702	1,897,803	3,481,898
New Zealand	41,804	187,923	229,727		664,211	893,938
Nigeria	920		920			920
Norway	152,229	2,657,803	2,810,032	1,777,692	1,536,870	6,124,594
Pakistan	5,812		5,812			5,812
Portugal	27,523		27,523		39,675	67,198
Qatar	4,699		4,699			4,699
Romania	18,557		18,557			18,557
Senegal	2,188		2,188			2,188
Seychelles	606		606			606
Sierra Leone	1,318		1,318			1,318
Solomon Islands	510		510			510
Slovak Republic	10,400		10,400			10,400
Slovenia				81,287		81,287
Spain	311,188	867,397	1,178,585	679,287		1,857,872
Sweden	111,000	3,652,051	3,763,051	760,470	1,340,771	5,864,292
Switzerland	123,208	275,422	398,630	516,657	1,010,078	1,925,365
Syria	3,273		3,273			3,273
Tanzania	1,217		1,217			1,217
Thailand	56,895		56,895			56,895
Uganda	1,296		1,296			1,296
United Kingdom	280,355	2,271,992	2,552,347	1,045,968	2,994,746	6,593,061
United States of America	516,859	689,650	1,206,509	54,737	591,095	1,852,341
Uruguay	435		435			435
Vietnam	1,631		1,631			1,631
Yemen	160		160			160
Yugoslavia	2,458		2,458			2,458
Zambia	816		816			816
Zimbabwe	2,596		2,596			2,596
Total from National Societies	5,988,781	21,984,907	27,973,688	8,141,728	24,256,915	60,372,331

7. CONTRIBUTIONS IN 1997

(in Swiss francs)

7.6 Public sources

Donor	Total cash	Total kind	Total services	Grand total
Charmey	500			500
Chêne-Bougeries	40,000			40,000
Collonge-Bellerive	15,000			15,000
Fribourg, Canton of	27,000			27,000
Fribourg, City of	9,000			9,000
Geneva, Canton of	3,000,000			3,000,000
Geneva, City of	250,000			250,000
Lausanne	10,000			10,000
Lugano	25,000			25,000
Meyrin	10,000			10,000
Thônex	2,000			2,000
Vevey	15,000			15,000
Zurich, Canton of	390,000			390,000

Total from public sources	3,793,500			3,793,500
----------------------------------	------------------	--	--	------------------

7.7 Private sources

Direct mail and fundraising campaigns in Switzerland	2,333,909			2,333,909
Gifts	9,095,692	406,251		9,501,943

Donations from foundations/funds:

<i>Agne Trust</i>	25,000			25,000
<i>Auda Trust</i>	25,000			25,000
<i>Albert Ed. Oechslin Foundation</i>	50,000			50,000
<i>Clare R. Benedict Fund</i>	234,058			234,058
<i>Balint Foundation</i>	10,000			10,000
<i>Bogette Foundation</i>	40,750			40,750
<i>Foundation for the International Committee of the Red Cross</i>	73,194			73,194
<i>Foundation for International Conciliation</i>	11,422			11,422
<i>Montarina Foundation</i>	20,000			20,000
<i>Omar el Muktar Fund</i>	65,585			65,585
<i>Odeon Foundation</i>	39,200			39,200
<i>Rau Foundation</i>	130,000			130,000
<i>Fondazione RR per l'Aiuto Umanitario</i>	800,000			800,000
<i>Help the Afghan Children Foundation</i>	14,499			14,499
<i>Link Foundation</i>	77,845			77,845
<i>Rimau Trust</i>	25,000			25,000
<i>Singa Trust</i>	25,000			25,000
<i>The Reuters Foundation</i>	11,800			11,800
Others (below Sfr 10.000.—)	67,720			67,720

Legacies	3,472,002			3,472,002
Support Association	380,000			380,000
Swiss companies	362,073			362,073

Ad hoc campaigns:

<i>Rotary International</i>	380,740			380,740
<i>UEFA</i>	300,000			300,000

Total from private sources	18,070,489	406,251		18,476,740
-----------------------------------	-------------------	----------------	--	-------------------

8. CONTRIBUTIONS IN SERVICES AND TO DELEGATED PROJECTS IN 1997

(in Swiss francs)

Donors	Donations in kind		Donations in services				Other services field	Donations for delegated projects				Grand total					
	Field	Headquarters	No of missions	No of days	Staff Field	Staff Headquarters		In kind	In services	In cash	Total deleg.proj.	Field kind	Headquarters kind	Field services	Headquarters services	Deleg. proj. cash	
NATIONAL SOCIETIES																	
Australia			38	4,215	1,480,206			10,093	124,860	445,389	580,342	10,093		1,605,066		445,389	
Austria	531,846		6	600	224,856							531,846		224,856			
Belgium	484,330		29	1,838	465,025	155,083		457,646	640,150	589,973	1,687,769	941,976		1,105,175	155,083	589,973	
Canada			56	7,243	2,417,422	155,532				67,116	67,116			2,417,422	155,532	67,116	
Danemark	1,045,515		32	5,142	1,722,305	100,740						1,045,515		1,722,305	100,740		
Finland			18	1,984	748,450				54,932	79,950	134,882			803,382		79,950	
France	74,635	15,000	32	4,438	1,545,966				20,520	57,492	78,012	74,635	15,000	1,566,486		57,492	
Germany	98,104		45	4,511	1,486,056	179,093		45,752	270,782	1,867,351	2,183,885	143,856		1,756,838	179,093	1,867,351	
Greece	48,184		2	203	68,478							48,184		68,478			
Iceland			13	2,288	834,588									834,588			
Indonesia			1	275	94,875									94,875			
Ireland			18	2,116	543,301									543,301			
Italy	15,351		6	614	221,834							15,351		221,834			
Japan			15	1,418	497,716			21,472	128,896	199,406	349,774	21,472		626,612		199,406	
Netherlands	364,693		38	4,925	1,579,976	115,810		13,009	202,017	650,816	865,842	377,702		1,781,993	115,810	650,816	
New Zealand			12	1,949	549,966	114,245								549,966	114,245		
Norway	1,124,353		29	4,685	1,508,895			653,339	27,975		681,314	1,777,692		1,536,870			
Portugal			1	115	39,675									39,675			
Slovenia	81,286											81,286					
Spain	679,287		5									679,287					
Sweden	249,733	418,637	24	3,018	1,063,043			92,100	277,728	1,762,727	2,132,555	341,833	418,637	1,340,771		1,762,727	
Switzerland	476,950		26	1,735	629,424			39,707	380,654	259,556	679,917	516,657		1,010,078		259,556	
United Kingdom	1,015,773		66	8,027	2,381,281	374,666		30,195	238,799	748,845	1,017,839	1,045,968		2,620,080	374,666	748,845	
United States of America	54,737		9	1,028	356,911				234,184	593,785	827,969	54,737		591,095		593,785	
GOVERNMENTS																	
Canada								87,785	125,925		213,710	87,785		125,925			
Denmark	358,242											358,242					
Finland	669,534									533,000	533,000	669,534				533,000	
Germany	1,138,585						40,000					1,138,585		40,000			
Switzerland			1	365		276,500									276,500		
United States of America	1,515,238											1,515,238					
ORGANIZATIONS																	
European Union	1,695,644											1,695,644					
UNHCR	89,700											89,700					
UNICEF	4,485											4,485					
WFP	771,356											771,356					
Various	281,301	124,950										281,301	124,950				
GRAND TOTAL	12,868,862	558,587	522	62,732	20,460,249	1,471,669	40,000	1,451,098	2,727,422	7,855,406	12,033,926	14,319,960	558,587	23,227,671	1,471,669	7,855,406	
GRAND TOTAL KIND												14,878,547					
GRAND TOTAL SERVICES																	24,699,340

9. RELIEF AND MEDICAL ASSISTANCE TABLES

The statistical data in the following tables can be summarized as follows:

9.1 Contributions in kind received and purchases made by the ICRC in 1997

All relief and medical goods received as contributions in kind or purchased by the ICRC and inventoried in the country of final destination between 1 January and 31 December 1997. The figures for contributions in kind cover all material support received as a gift but do not include any services received, such as the provision of human resources and/or logistic means. The figures for medical and relief purchases comprise all procurements carried out both with unearmarked and with earmarked financial contributions ("cash for kind"). The grand total of Sfr 140,402,500 therefore corresponds to the grand total given in the table "Relief and medical supplies dispatched by the ICRC in 1997".

9.2 Relief and medical supplies dispatched by the ICRC in 1997

All relief and medical goods received as contributions in kind or purchased by the ICRC and inventoried in the country of final destination between 1 January and 31 December 1997.

9.3 Relief and medical supplies distributed by the ICRC in 1997

All relief and medical goods distributed by the ICRC in the field between 1 January and 31 December 1997. These goods were either purchased or received in kind during 1997 or taken from stocks already constituted at the end of 1996.

9.1 CONTRIBUTIONS IN KIND RECEIVED AND PURCHASES MADE BY THE ICRC IN 1997

By donor and purchase, according to stock entry date

Donor	Food tonnes	Seed tonnes	Blankets units	Tents units	Kitchen stes units	Clothes tonnes	Other relief tonnes	Total relief Sfr	Medical Sfr	Grand total Sfr
NATIONAL SOCIETIES	1,770.1	996.0	75,730	918	0	12.9	182.3	5,884,504	893,910	6,697,128
Austria		996.0						531,846		531,846
Belgium	372.9							444,551	39,779	484,330
Denmark	662.0		24,960				50.0	701,723	343,792	1,045,515
France	49.7						3.0	89,635		89,635
Germany				100			1.7	98,104		98,104
Greece	43.2							48,184		48,184
Italy	11.9							15,351		15,351
Netherlands				65			40.2	364,693		364,693
Norway	76.4			453			1.8	772,694	351,659	1,124,353
Spain	74.4		40,350			0.1	37.8	679,287		679,287
Sweden				300			28.0	668,370		668,370
Switzerland	423.6							337,950	139,000	476,950
Slovenia	56.0							61,606	19,680	
United Kingdom			10,420			12.8		1,015,773		1,015,773
United States of America							19.8	54,737		54,737
GOVERNMENTS	2,925.7	0.0	75,020	0	0	8.1	80.4	3,641,403	40,196	3,681,599
Denmark	172.0						45.0	318,046	40,196	358,242
Germany	1,156.7					8.1	28.4	1,138,585		1,138,585
Finland	77.2		75,020				7.0	669,534		669,534
United States of America	1,519.8							1,515,238		1,515,238
VARIOUS DONORS	4,270.5	0.0	3,000	0	0	0.3	143.8	2,967,436	0	2,967,436
European Union	2,652.0							1,695,644		1,695,644
UN (WFP,HCR,UNICEF)	1,614.9						38.2	865,541		865,541
Other donors	3.6		3,000			0.3	105.6	406,251		406,251
TOTAL GIFTS IN KIND	8,966.3	996.0	153,750	918	0	21.3	406.5	12,493,343	934,106	13,427,449
ICRC purchases (non-earmarked)	21,788.0	2,535.3	307,054	9	41,796	219.4	3,950.3	32,875,957	31,021,834	63,897,791
ICRC purchases (cash for kind)	51,757.1	3,417.9	321,825	3,744	5,506	6.1	7,346.4	49,924,659	13,152,601	63,077,260
TOTAL ICRC PURCHASES	73,545.1	5,953.2	628,879	3,753	47,302	225.5	11,296.7	82,800,616	44,174,435	126,975,051
GRAND TOTAL	82,511.4	6,949.2	782,629	4,671	47,302	246.8	11,703.2	95,293,959	45,108,541	140,402,500

9.2 RELIEF AND MEDICAL SUPPLIES DISPATCHED BY THE ICRC IN 1997

By receiving country, according to stock entry date

Country	Gifts in kind			Purchases by the ICRC			Total dispatched			Total Sfr
	Medical Sfr	Relief Sfr	tonnes	Medical Sfr	Relief Sfr	tonnes	Medical Sfr	Relief Sfr	tonnes	
AFRICA	288,765	2,723,553	2,641.9	17,675,280	36,946,931	34,065.8	17,964,045	39,670,484	36,707.7	57,634,529
Angola				461,139	16,282	10.0	461,139	16,282	10.0	477,421
Burundi					135,991	33.4		135,991	33.4	135,991
Ethiopia				530,623	418,099	94.2	530,623	418,099	94.2	948,722
Liberia				192,750	97,881	80.6	192,750	97,881	80.6	290,631
Rwanda		518,263	764.0	3,439,743	12,004,841	15,331.5	3,439,743	12,523,104	16,095.5	15,962,847
Somalia				2,934,375	5,456,441	4,024.5	2,934,375	5,456,441	4,024.5	8,390,816
Sudan				1,143,403	1,256,871	569.6	1,143,403	1,256,871	569.6	2,400,274
Dem. Rep. of the Congo [incl. Rep. of the Congo]	288,765	227,795	67.9	5,372,806	5,507,277	3,852.4	5,661,571	5,735,072	3,920.3	11,396,643
Abidjan (regional) [incl. Sierra Leone]		1,364,922	1,701.9	970,763	3,734,709	1,702.4	970,763	5,099,631	3,404.3	6,070,394
Dakar (regional)		295,365	41.1	551,232	731,335	272.5	551,232	1,026,700	313.6	1,577,932
Harare (regional)				45,945			45,945			45,945
Lagos (regional)				2,655	21,505	5.0	2,655	21,505	5.0	24,160
Nairobi (regional) [incl. Uganda]		317,208	67.0	1,917,971	7,359,402	7,912.6	1,917,971	7,676,610	7,979.6	9,594,581
Pretoria (regional)					10,588	5.5		10,588	5.5	10,588
Yaoundé (regional)				111,875	195,709	171.6	111,875	195,709	171.6	307,584
THE AMERICAS				328,895	1,487,564	453.8	328,895	1,487,564	453.8	1,816,459
Colombia				178,013	1,337,198	407.7	178,013	1,337,198	407.7	1,515,211
Peru				92,534	133,942	37.9	92,534	133,942	37.9	226,476
Guatemala City (regional)				58,348	16,424	8.2	58,348	16,424	8.2	74,772
ASIA & THE PACIFIC	241,673	62,988	63.0	7,782,519	23,230,836	37,246.4	8,024,192	23,293,824	37,309.4	31,318,016
Afghanistan [incl. Pakistan]	201,086	62,988	63.0	6,621,755	22,034,457	36,743.5	6,822,841	22,097,445	36,806.5	28,920,286
Cambodia	40,587			763,036	49,357	17.7	803,623	49,357	17.7	852,980
Sri Lanka				262,870	930,226	273.8	262,870	930,226	273.8	1,193,096
Jakarta (regional)				128,145	36,921	39.0	128,145	36,921	39.0	165,066
Manila (regional)				6,713	179,875	172.4	6,713	179,875	172.4	186,588
WEST. & CENT. EUROPE, BALKANS	59,876	2,684,426	2,678.7	9,480,950	10,265,988	11,413.2	9,540,826	12,950,414	14,091.9	22,491,240
Albania	19,680	1,111,536	1,258.3	936,955	3,954,255	3,351.8	956,635	5,065,791	4,610.1	6,022,426
Former Yugoslavia	40,196	1,572,890	1,420.4	8,543,995	6,311,733	8,061.4	8,584,191	7,884,623	9,481.8	16,468,814
EASTERN EUROPE & CENTRAL ASIA		5,399,288	5,208.6	1,492,973	9,665,726	8,668.4	1,492,973	15,065,014	13,877.0	16,557,987
Southern Caucasus		3,955,149	4,967.5	694,336	5,239,996	5,372.3	694,336	9,195,145	10,339.8	9,889,481
Tajikistan		1,444,139	241.1	433,278	1,787,385	2,149.5	433,278	3,231,524	2,390.6	3,664,802
Moscow (regional)				365,359	2,638,345	1,146.6	365,359	2,638,345	1,146.6	3,003,704
MIDDLE EAST & NORTH AFRICA	343,792	1,064,501	49.2	7,413,818	1,203,571	452.6	7,757,610	2,268,072	501.8	10,025,682
Iraq	343,792	1,064,501	49.2	6,489,887	570,359	112.6	6,833,679	1,634,860	161.8	8,468,539
Israel [incl. occupied/autonom. territories]				259,046	400,420	244.7	259,046	400,420	244.7	659,466
Lebanon				541,296	159,277	65.6	541,296	159,277	65.6	700,573
Kuwait (regional)				88,989	45,163	29.4	88,989	45,163	29.4	134,152
Tunis (regional)				34,600	28,352	0.3	34,600	28,352	0.3	62,952
EMERGENCY STOCKS W. EUROPE		558,587	30.0					558,587	30.0	558,587
Stocks in Brussels and Geneva		558,587	30.0					558,587	30.0	558,587
GRAND TOTAL	934,106	12,493,343	10,671.4	44,174,435	82,800,616	92,300.2	45,108,541	95,293,959	102,971.6	140,402,500

9.3 RELIEF AND MEDICAL SUPPLIES DISTRIBUTED BY THE ICRC IN 1997

Country	Medical Sfr	Relief goods Sfr	tonnes	Grand total Sfr
AFRICA	16,979,666	34,891,269	30,172.3	51,870,935
Angola	427,951	16,282	10.0	444,233
Burundi	8,264			8,264
Ethiopia	568,578	407,688	91.9	976,266
Liberia	177,621	107,541	82.5	285,162
Rwanda	3,520,412	12,507,992	15,938.5	16,028,404
Somalia	3,477,906	6,235,558	4,397.4	9,713,464
Sudan	1,099,482	635,945	467.9	1,735,427
Dem. Rep. of the Congo [incl. Rep. of the Congo]	5,516,008	5,729,839	3,531.0	11,245,847
Abidjan (regional) [incl. Sierra Leone]	937,372	5,048,639	3,042.0	5,986,011
Dakar (regional)	553,794	960,282	303.0	1,514,076
Harare (regional)	45,945			45,945
Lagos (regional)	1,593	48,648	6.3	50,241
Nairobi (regional) [incl. Uganda]	541,738	2,865,640	2,079.0	3,407,378
Pretoria (regional)		89,692	45.0	89,692
Yaoundé (regional)	103,002	237,523	178.9	340,525
THE AMERICAS	336,065	1,518,709	458.9	1,854,774
Colombia	177,938	1,337,198	407.6	1,515,136
Peru	97,238	165,087	43.1	262,325
Guatemala City (regional)	60,889	16,424	8.2	77,313
ASIA & THE PACIFIC	7,744,983	17,891,822	28,661.1	25,636,805
Afghanistan [incl. Pakistan]	6,587,791	16,993,484	28,224.0	23,581,275
Cambodia	736,713	49,357	17.7	786,070
Sri Lanka	287,621	632,185	208.2	919,806
Jakarta (regional)	126,145	36,921	39.0	163,066
Manila (regional)	6,713	179,875	172.4	186,588
WESTERN & CENTRAL EUROPE, BALKANS	11,337,089	15,596,030	14,329.9	26,933,119
Albania	1,039,650	5,078,466	4,594.4	6,118,116
Former Yugoslavia	10,297,439	10,517,564	9,735.5	20,815,003
EASTERN EUROPE & CENTRAL ASIA	1,666,573	16,870,136	14,587.2	18,536,709
Southern Caucasus	825,345	9,477,676	9,637.0	10,303,021
Tajikistan	338,637	3,545,397	2,750.6	3,884,034
Moscow (regional)	502,591	3,847,063	2,200.0	4,349,654
MIDDLE EAST & NORTH AFRICA	8,287,162	2,082,766	509.4	10,369,928
Iraq	7,407,552	1,409,356	167.0	8,816,908
Israel [incl. occupied/autonom. territories]	259,046	442,695	247.5	701,741
Lebanon	496,974	157,200	65.2	654,174
Kuwait (regional)	88,989	45,163	29.3	134,152
Tunis (regional)	34,601	28,352	0.4	62,953
GRAND TOTAL	46,351,538	88,850,732	88,718.8	135,202,270

10. SPECIAL FUNDS

10.1 FOUNDATION FOR THE INTERNATIONAL COMMITTEE OF THE RED CROSS

BALANCE SHEET AS AT 31 DECEMBER 1997

ASSETS

	Sfr
Securities.....	1,964,397
(market value : Sfr 2,508,386)	
Federal Tax Administration, Bern (withholding tax refund).....	10,750
Banks.....	82,456
	<u>2,057,603</u>

LIABILITIES

	Sfr	Sfr
<i>Inalienable capital :</i>		
- Initial balance.....	1,813,721	
- Allocation from 1997.....	<u>138,241</u>	
		1,951,962
<i>Available funds :</i>		
- Allocation from 1997.....		30,000
International Committee of the Red Cross, current account.....		75,641
		<u>2,057,603</u>

RECEIPTS AND EXPENDITURE ACCOUNT FOR 1997

EXPENDITURE

	Sfr
Bank and custody charges.....	11,319
Charges on purchase / sale of securities	5,749
Premium on purchase / loss on sale of securities.....	600
Audit fees.....	2,375
Other expenses.....	700
	<u>20,743</u>

RECEIPTS

	Sfr
Contributions.....	100,000
Income from securities.....	68,643
Income from time deposits.....	3,534
Bank interest.....	1,160
Profit on refund of securities.....	88,841
	<u>262,178</u>

RESULT

	Sfr
Gross excess of receipts over expenditure in 1997.....	241,435
Allocation of net result on securities transactions to the inalienable capital.....	(88,241)
Allocation of 50 % of contributions to the inalienable capital in conformity with the Internal Regulations.....	(50,000)
Allocation of 30 % of contributions to the available funds in conformity with the Internal Regulations.....	(30,000)
Allocation of 20 % of contributions to the ICRC in conformity with the Internal Regulations.....	(20,000)
Statutory allocation to the ICRC of net excess of receipts over expenditure in 1997.....	<u>53,194</u>

10.2 AUGUSTA FUND

BALANCE SHEET AS AT 31 DECEMBER 1997

ASSETS		LIABILITIES	
	Sfr		Sfr
Share of the overall capital of the special funds.....	203,848	Inalienable capital.....	100,000
International Committee of the Red Cross, current account.....	2,788	Provision.....	18,470
		<i>Share of the overall provision for portfolio variation :</i>	
		Balance brought forward from 1996.....	8,300
		Reduction in 1997.....	(22)
			8,278
		<i>Florence Nightingale Medal Fund, current account :</i>	
		Balance brought forward from 1996.....	44,083
		Excess of receipts over expenditure in 1997.....	35,804
			79,887
	<u>206,636</u>		<u>206,636</u>

RECEIPTS AND EXPENDITURE ACCOUNT FOR 1997

EXPENDITURE		RECEIPTS	
	Sfr		Sfr
Audit fees.....	213	Share of net revenue from the overall capital of the special funds.....	35,995
		Share of reduction of the overall provision.....	22
	<u>213</u>		<u>36,017</u>

RESULT

Excess of receipts over expenditure in 1997.....	<u>35,804</u>
--	---------------

10.3 FLORENCE NIGHTINGALE MEDAL FUND

BALANCE SHEET AS AT 31 DECEMBER 1997

ASSETS

	Sfr
Share of the overall capital of the special funds.....	159,234
Stock of medals.....	43,186
Augusta Fund, current account.....	197,233

282,307

LIABILITIES

	Sfr	Sfr
Capital.....		75,000
<i>Reserve :</i>		
Balance brought forward from 1996.....	143,262	
Excess of receipts over expenditure in 1997.....	53,961	
		197,223
<i>Share of the overall provision for portfolio variation :</i>		
Balance brought forward from 1996.....	9,223	
Reduction in 1997.....	(17)	
		9,206
International Committee of the Red Cross, current account.....		878
		<u>282,307</u>

RECEIPTS AND EXPENDITURE ACCOUNT FOR 1997

EXPENDITURE

	Sfr
Audit fees.....	351
Presentation of medals, printing and dispatching circulars.....	9,010
	<u>9,361</u>

RECEIPTS

	Sfr
Allocation of the excess of receipts over expenditure at 31 December 1997 of the Augusta Fund, in accordance with the decision of the Twenty-first International Conference of the Red Cross.....	35,804
Share of net revenue from the overall capital of the special funds.....	27,501
Share of reduction of the overall provision.....	17
	<u>63,322</u>

RESULT

	Sfr
Excess of receipts over expenditure in 1997.....	<u>53,961</u>

10.4 CLARE R. BENEDICT FUND

BALANCE SHEET AS AT 31 DECEMBER 1997

ASSETS

	Sfr
Share of the overall capital of the special funds.....	3,086,937

3,086,937

LIABILITIES

	Sfr	Sfr
Capital.....		1,632,629
Provision for portfolio variation.....		512,351
<i>Share of the overall provision for portfolio variation :</i>		
Balance brought forward from 1996.....	172,632	
Reduction in 1997.....	(325)	172,307
<i>Receipts and expenditure account :</i>		
Balance brought forward from 1996.....	234,058	
Attribution decided in 1997	(234,058)	
Excess of receipts over expenditure in 1997.....	531,249	
		531,249
International Committee of the Red Cross, current account.....		238,401
		<u>3,086,937</u>

RECEIPTS AND EXPENDITURE ACCOUNT FOR 1997

EXPENDITURE

	Sfr
Audit fees.....	4,343
	<u>4,343</u>

RECEIPTS

	Sfr
Share of net revenue from the overall capital of the special funds.....	535,267
Share of reduction of the overall provision.....	325
	<u>535,592</u>

RESULT

	Sfr
Excess of receipts over expenditure in 1997 for attribution.....	<u>531,249</u>

10.5 MAURICE DE MADRE FRENCH FUND

BALANCE SHEET AS AT 31 DECEMBER 1997

ASSETS

	Sfr
Share of the overall capital of the special funds.....	3,783,972

LIABILITIES

	Sfr	Sfr
<i>Capital :</i>		
Balance brought forward from 1996.....	2,936,678	
Excess of receipts over expenditure in 1997.....	<u>546,016</u>	
		3,482,694
<i>Share of the overall provision for portfolio variation :</i>		
Balance brought forward from 1996.....	169,693	
Reduction in 1997.....	<u>(403)</u>	
		169,290
Dependant's allowance.....		13,725
International Committee of the Red Cross, current account.....		118,263
	<u>3,783,972</u>	<u>3,783,972</u>

RECEIPTS AND EXPENDITURE ACCOUNT FOR 1997

EXPENDITURE

	Sfr
Allocations.....	113,538
Audit fees.....	4,270
Other expenses.....	455
	<u>118,263</u>

RECEIPTS

	Sfr
Share of net revenue from the overall capital of the special funds.....	663,876
Share of reduction of the overall provision.....	403
	<u>664,279</u>

RESULT

	Sfr
Excess of receipts over expenditure in 1997.....	<u>546,016</u>

10.6 OMAR EL MUKTAR FUND

BALANCE SHEET AS AT 31 DECEMBER 1997

ASSETS

	Sfr
Share of the overall capital of the special funds.....	1,060,455

1,060,455

LIABILITIES

	Sfr	Sfr
Initial capital.....		760,500
<i>Share of the overall provision for portfolio variation :</i>		
Balance brought forward from 1996.....	48,533	
Reduction in 1997.....	(113)	48,420
<i>Receipts and expenditure account :</i>		
Balance brought forward from 1996.....	65,585	
Attribution decided in 1997.....	(65,585)	
Excess of receipts over expenditure in 1997.....	184,729	
		184,729
International Committee of the Red Cross, current account.....		66,806
		<u>1,060,455</u>

RECEIPTS AND EXPENDITURE ACCOUNT FOR 1997

EXPENDITURE

	Sfr
Audit fees.....	1,221
	<u>1,221</u>

RECEIPTS

	Sfr
Share of net revenue from the overall capital of the special funds.....	185,837
Share of reduction of the overall provision.....	113
	<u>185,950</u>

RESULT

	Sfr
Excess of receipts over expenditure in 1997 for attribution.....	<u>184,729</u>

10.7 PAUL REUTER FUND

BALANCE SHEET AS AT 31 DECEMBER 1997

ASSETS

	Sfr
Share of the overall capital of the special funds.....	364,328

364,328

LIABILITIES

	Sfr	Sfr
Initial capital.....		200,000
<i>Receipts and expenditure account :</i>		
Balance brought forward from 1996.....	49,710	
Excess of receipts over expenditure in 1997.....	<u>95,515</u>	
		145,225
<i>Reserve :</i>		
Balance brought forward from 1996.....	35,356	
Reduction in 1997.....	<u>(35,356)</u>	
		0
<i>Share of the overall provision for portfolio variation :</i>		
Balance brought forward from 1996.....	15,159	
Reduction in 1997.....	<u>(39)</u>	
		15,120
International Committee of the Red Cross, current account.....		<u>3,983</u>
		<u>364,328</u>

RECEIPTS AND EXPENDITURE ACCOUNT FOR 1997

EXPENDITURE

	Sfr
Award of 1997 Paul Reuter Prize.....	2,000
Audit fees.....	381
Other expenses.....	1,602
	<u>3,983</u>

RECEIPTS

	Sfr
Share of net revenue from the overall capital of the special funds.....	64,103
Share of reduction of the overall provision.....	39
Reduction of the reserve.....	<u>35,356</u>
	<u>99,498</u>

RESULT

	Sfr
Excess of receipts over expenditure in 1997.....	<u>95,515</u>

10.8 SPECIAL FUND FOR THE DISABLED

BALANCE SHEET AS AT 31 DECEMBER 1997

ASSETS

Share of the overall capital of the special funds.....	Sfr 2,927,180
Accounts receivable.....	22,583
International Committee of the Red Cross, current account.....	475,698

3,425,461

LIABILITIES

Initial capital.....	Sfr 1,000,000
<i>Share of the overall provision for portfolio variation :</i>	
Balance brought forward from 1996.....	152,862
Reduction in 1997.....	(309)
	152,553
<i>Receipts and expenditure account :</i>	
Balance brought forward from 1996.....	872,162
Excess of expenditure over receipts in 1996.....	660,294
	1,532,456
<i>Reserved funds :</i>	
Cambodia project.....	200,000
Ho Chi Minh project.....	224,251
Addis Ababa project.....	118,460
Mines appeal.....	197,741
	740,452
	<u>3,425,461</u>

RECEIPTS AND EXPENDITURE ACCOUNT FOR 1997

EXPENDITURE

Operational cost:	Sfr
- Addis Ababa project - Regional training center.....	809,374
- Ho Chi Minh project - Protheses production and training.....	137,354
- N'Djamena project - Prosthetic material.....	6,865
- Nicaragua project - Prosthetic material.....	38,888
Audit fees.....	3,846
Balances brought forward :	
Programmes to be implemented as from 1998	
- Ho Chi Minh project.....	224,251
- Addis Ababa project.....	118,460
- Mines appeal.....	197,741
	<u>1,536,779</u>

RECEIPTS

<i>Contributions received in 1997</i>	Sfr
<i>Governments :</i>	
United States of America - Addis Ababa project.....	717,345
Norway - Addis Ababa project/	
Ho Chi Minh project.....	372,211 *
United Kingdom - Ho Chi Minh project..	173,600 *
Switzerland.....	15,000 *
<i>National Societies :</i>	
Denmark.....	21,662 *
Norway.....	30,362 *
New Zealand.....	130,716 *
International Committee of the Red Cross.....	200,000
Addis Ababa project - billed costs.....	26,283
Share of net revenue from the overall capital of the special funds.....	509,585
Share of reduction of the overall provision.....	309
	<u>2,197,073</u>

RESULT

Excess of receipts over expenditure in 1997..... 660,294

* Contributions received in response to the Mines appeal