

Zeitschrift: Elemente der Mathematik
Herausgeber: Schweizerische Mathematische Gesellschaft
Band: 70 (2015)
Heft: 4

Artikel: On a family of pseudohyperbolic disks
Autor: Mortini, Raymond / Rupp, Rudolf
DOI: <https://doi.org/10.5169/seals-630636>

Nutzungsbedingungen

Die ETH-Bibliothek ist die Anbieterin der digitalisierten Zeitschriften. Sie besitzt keine Urheberrechte an den Zeitschriften und ist nicht verantwortlich für deren Inhalte. Die Rechte liegen in der Regel bei den Herausgebern beziehungsweise den externen Rechteinhabern. [Siehe Rechtliche Hinweise.](#)

Conditions d'utilisation

L'ETH Library est le fournisseur des revues numérisées. Elle ne détient aucun droit d'auteur sur les revues et n'est pas responsable de leur contenu. En règle générale, les droits sont détenus par les éditeurs ou les détenteurs de droits externes. [Voir Informations légales.](#)

Terms of use

The ETH Library is the provider of the digitised journals. It does not own any copyrights to the journals and is not responsible for their content. The rights usually lie with the publishers or the external rights holders. [See Legal notice.](#)

Download PDF: 02.04.2025

ETH-Bibliothek Zürich, E-Periodica, <https://www.e-periodica.ch>

On a family of pseudohyperbolic disks

Raymond Mortini and Rudolf Rupp

Raymond Mortini, geboren in Luxemburg, promovierte 1984 im Fach Mathematik an der Universität Karlsruhe, vier Jahre später folgte die Habilitation. Nach einer ausserplanmässigen Professur in Karlsruhe wurde er im Jahr 1995 auf eine ordentliche Professur an der Université de Metz berufen. Seine Arbeitsgebiete umfassen Funktionentheorie, Funktionalanalysis und Operatoretheorie.

Rudolf Rupp promovierte 1988 im Fach Mathematik an der Universität (TH) Karlsruhe. Während der Assistentenzeit erfolgte die Habilitation 1992. Nach einer Berufstätigkeit ausserhalb der Hochschule erfolgte im Jahr 2003 die Berufung auf eine Professur für Mathematik an die Technische Hochschule Nürnberg. Die Forschungsinteressen liegen in den Bereichen Funktionentheorie, Banach-Algebren und Topologie.

1 Introduction

*Hyperbolic geometry*¹ was created in the first half of the nineteenth century in the midst of attempts to understand Euclid's axiomatic basis for geometry. The mathematicians at that time were mainly driven by the question whether the parallel axiom was redundant or not. It turned out that it was not. *Hyperbolic geometry is now one type of non-Euclidean geometry that discards the parallel axiom. Einstein and Minkowski found in non-Euclidean geometry a geometric basis for the understanding of physical time and space. These negatively curved geometries, of which hyperbolic non-Euclidean geometry is the prototype, are the generic forms of geometry. They have profound applications to the study of com-*

¹The italic text stems from [3]

In der Funktionentheorie der Einheitskreisscheibe \mathbb{D} spielt die hyperbolische Geometrie eine zentrale Rolle. Bekanntlich sind wegen des Lemmas von Schwarz–Pick die holomorphen Isometrien bezüglich dieser Geometrie nichts anderes als die konformen Selbstabbildungen von \mathbb{D} . Über das Konvergenzverhalten einer Potenzreihe am Rand ihres Konvergenzkreises gibt der Abelsche Grenzwertsatz Auskunft. Dabei spielt der sogenannte Stolz-Winkel eine zentrale Rolle. In der vorliegenden Arbeit untersuchen die Autoren, ob die Schar der Kreisscheiben $D_\rho(x, r)$ mit festem Radius r und $-1 < x < 1$ bezüglich der pseudohyperbolischen Metrik ρ in \mathbb{D} einen solchen Stolz-Winkel bilden. Dazu bestimmen sie mit Hilfe funktionentheoretischer Mittel explizit die Einhüllende der besagten Kreisschar.




Fig. 1 Tilings of the Poincaré disk [6]

plex variables, to the topology of two- and three-dimensional manifolds, to group theory, to physics, and to other disparate fields of mathematics. Outside mathematics, hyperbolic tessellations of the unit disk have been rendered very popular by the artist M.C. Escher. A nice introduction into hyperbolic geometry is, for example, given in the monograph [1] and in [3].

In our note we are interested in the Poincaré disk model. So let $\mathbb{D} = \{z \in \mathbb{C} : |z| < 1\}$ be the unit disk in the (complex) plane which we identify with \mathbb{R}^2 . The lines/geodesics with respect to the hyperbolic geometry in this model are arcs of Euclidean circles in \mathbb{D} that are orthogonal to the unit circle $\mathbb{T} := \{z \in \mathbb{C} : |z| = 1\}$ of \mathbb{D} (see Figure 2). Given a line C in the hyperbolic geometry and a point $a \in \mathbb{D}$ not belonging to C , there are infinitely many hyperbolic lines parallel to C (in other words disjoint from C) and passing through a (see Figure 2). The hyperbolic distance $P(a, b)$ of two points a and b is the hyperbolic length of the associated geodesic and is therefore given by the integral $L(\gamma) := \int_{\gamma} \frac{2|dz|}{1-|z|^2}$ over the unique circular arc γ passing through a and b and orthogonal to \mathbb{T} . Note that $L(\gamma) = \inf L(\Gamma)$, where Γ is any smooth curve joining a with b . Or if one prefers a nice formula:

$$\frac{|a-b|^2}{(1-|a|^2)(1-|b|^2)} = \frac{1}{2} \left(\frac{e^{P(a,b)} + e^{-P(a,b)}}{2} - 1 \right).$$

Let

$$\rho(a, b) = \tanh \left(\frac{1}{2} P(a, b) \right).$$

Then $\rho(a, b)$ is called the pseudohyperbolic distance of the two points a, b and is given by

$$\rho(a, b) := \left| \frac{a-b}{1-\bar{a}b} \right|.$$

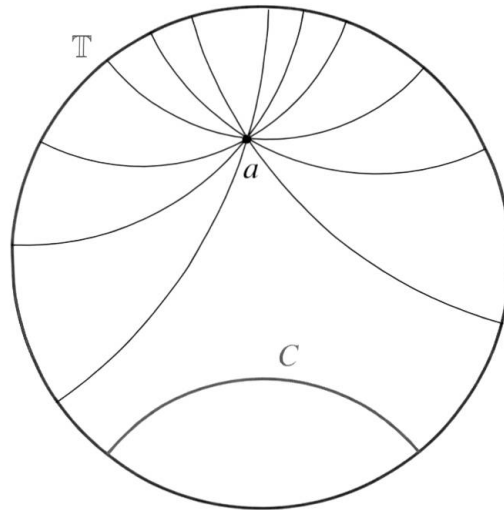


Fig. 2 Infinitely many lines parallel to line C and passing through point a .

In other words,

$$P(a, b) = \log \frac{1 + \rho(a, b)}{1 - \rho(a, b)}.$$

It is this pseudohyperbolic distance that we will work with, because this seems to be the most suitable for function theoretic aspects.

2 Function theoretic tools

Given $a \in \mathbb{D}$ and $0 < r < 1$, let

$$D_\rho(a, r) = \{z \in \mathbb{D} : \rho(z, a) < r\}$$

be the pseudohyperbolic disk centered at a and with radius r . It is a simple computational exercise in complex analysis, that $D_\rho(a, r)$ coincides with the Euclidean disk $D(p, R)$ where

$$p = \frac{1 - r^2}{1 - r^2|a|^2} a \text{ and } R = \frac{1 - |a|^2}{1 - r^2|a|^2} r.$$

An important feature of the hyperbolic metric within function theory comes from the Schwarz–Pick lemma which tells us that the holomorphic isometries with respect to ρ (or P) are exactly the conformal self-mappings of the disk:

Theorem 2.1 (Schwarz–Pick Lemma). *Let $f : \mathbb{D} \rightarrow \mathbb{D}$ be holomorphic. Then, for every $z, w \in \mathbb{D}$,*

$$\rho(f(z), f(w)) \leq \rho(z, w),$$

with equality at a pair (z, w) , $z \neq w$, if and only if

$$f(z) = e^{i\theta} \frac{a - z}{1 - \bar{a}z}$$

for some $a \in \mathbb{D}$ and $\theta \in [0, 2\pi[$.

Proof. This is an immediate corollary to the Schwarz lemma (see, e.g., [5]) by considering the function

$$F := S_{f(w)} \circ f \circ S_w,$$

where for $a \in \mathbb{D}$,

$$S_a(z) = \frac{a - z}{1 - \bar{a}z}$$

is the conformal automorphism of \mathbb{D} interchanging a with the origin. □

Consider now the set of all pseudohyperbolic disks $D_\rho(x, r)$, $x \in]-1, 1[$, with fixed radius $r \in]0, 1[$. In studying the boundary behaviour of holomorphic functions in the disk, it is of interest to know whether the set $\bigcup_{x \in]-1, 1[} D_\rho(x, r)$ belongs to a cone

$$\Delta(\beta) := \left\{ z \in \mathbb{D} : \frac{|\operatorname{Im} z|}{1 - \operatorname{Re} z} < \tan \beta \right\}$$

with cusp at $z = 1$ and angle 2β such that $0 < \beta < \pi/2$. A positive answer is known among specialists in hyperbolic geometry. We never encountered a proof, though, available for function theorists. It is the aim of this note to provide such a proof. For a nice introduction into the function theoretic aspects of the hyperbolic geometry, see [2].

3 A union of hyperbolic disks

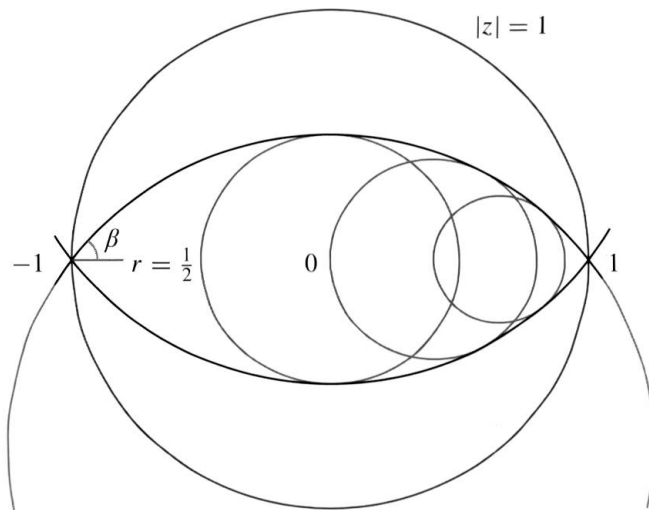


Fig. 3 The boundary of a union of hyperbolic disks with fixed radius

Here is the assertion we are going to prove.

Theorem 3.1.

- (1) The upper boundary \mathcal{C}^+ of $\bigcup_{-1 < x < 1} D_\rho(x, r)$ is an arc of the circle

$$\mathcal{C} := \left\{ w \in \mathbb{C} : \left| w + i \frac{1 - r^2}{2r} \right| = \frac{1 + r^2}{2r} \right\},$$

the lower boundary is its reflection with respect to the real axis (see Figure 3).

(2) The tangens of the angle β under which \mathcal{C}^+ cuts the real axis is $2r/(1 - r^2)$.

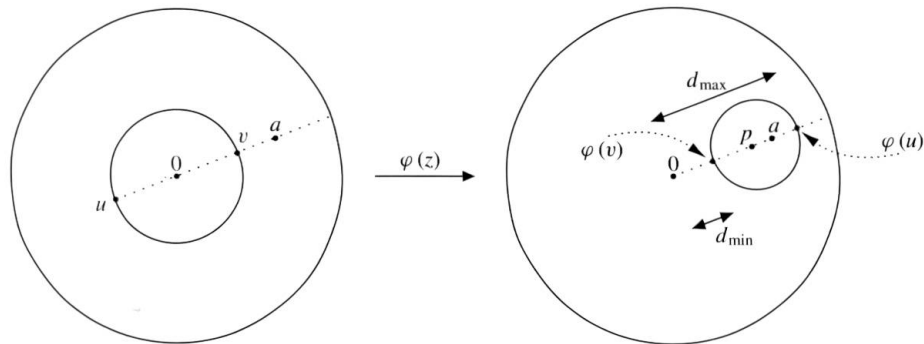


Fig. 4 Hyperbolic disks

Before we give our proof, we observe that the largest distance d_{\max} , respectively, if $|a| > r$, the smallest distance d_{\min} , of a point in $D_\rho(a, r)$ to 0 are given by

$$d_{\min} = \frac{|a| - r}{1 - r|a|} \quad \text{and} \quad d_{\max} = \frac{|a| + r}{1 + r|a|}.$$

This can be seen by considering the conformal automorphism of the disk given by $\varphi(z) = \frac{a-z}{1-\bar{a}z}$, by noticing that the image of the disk $D(0, r) = D_\rho(0, r)$ is the disk $D(p, R)$ and by calculating the images of the boundary points $\pm r e^{i \arg a}$ which lie on the half-line passing through 0 and a (see Figure 4).

Proof. (1) The proof is best done via a conformal mapping of \mathbb{D} onto the right half-plane (see Figure 5).

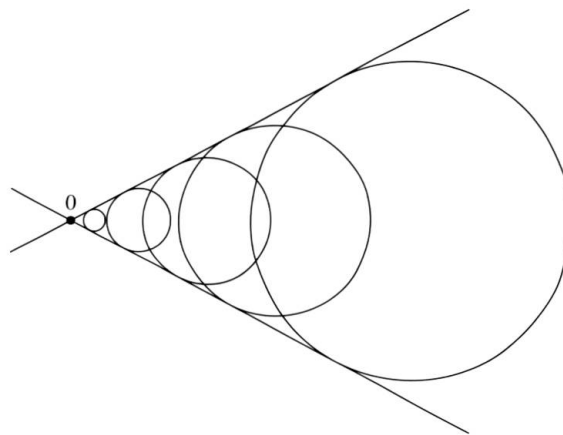


Fig. 5 The boundary of a union of hyperbolic disks with fixed radius in the right half-plane

Recall that if $-1 < x < 1$, then the function S_x , given by $S_x(z) = (x - z)/(1 - xz)$, maps the disk $D(0, r)$ onto $D_\rho(x, r)$ with $x_M := S_x(-r) = (x + r)/(1 + xr)$ and $x_m := S_x(r) = (x - r)/(1 - xr)$. Since S_x maps $[-1, 1]$ onto $[-1, 1]$, and since the circle $D(0, r)$ cuts $[-1, 1]$ at a right angle, the angle invariance property of conformal maps implies that

$D_\rho(x, r)$ is the disk passing through the points x_m and x_M and orthogonal to $[-1, 1]$. Now we switch to the right half-plane H by using the map $\Psi(z) := (1+z)/(1-z)$ of \mathbb{D} onto H . Then, by a similar reasoning, $K := \Psi(D_\rho(x, r))$ is the disk orthogonal to the real axis and passing through the points

$$w_m := \Psi(x_m) = \frac{1-r}{1+r} \frac{1+x}{1-x} \quad \text{and} \quad w_M := \Psi(x_M) = \frac{1+r}{1-r} \frac{1+x}{1-x}.$$

Hence the center C_x of K is the arithmetic mean $(w_M + w_m)/2$ of w_m and w_M , and the radius R_x is $(w_M - w_m)/2$. Thus

$$C_x = \frac{1+r^2}{1-r^2} \frac{1+x}{1-x} \quad \text{and} \quad R_x = \frac{2r}{1-r^2} \frac{1+x}{1-x}.$$

Note that if the center x of the pseudohyperbolic disk $D_\rho(x, r)$ runs through $] -1, 1[$, then the center C_x of the Euclidean disk $\Psi(D_\rho(x, r))$ runs through $]0, \infty[$. Due to conformal invariance, the boundary \mathcal{C} of $\bigcup_{-1 < x < 1} D_\rho(x, r)$ coincides with the preimage $\Psi^{-1}(\tilde{\mathcal{C}})$ of the boundary $\tilde{\mathcal{C}}$ of

$$S := \bigcup_{-1 < x < 1} \Psi(D_\rho(x, r)) = \bigcup_{-1 < x < 1} K(C_x, R_x).$$

We show that $\tilde{\mathcal{C}}$ is the union of the half-line $\{e^{i\beta}t : t \geq 0\}$ and its reflection $\{e^{-i\beta}t : t \geq 0\}$, where β is the angle with $\sin \beta = 2r/(1+r^2)$ (for a first glimpse, see Figure 5).

For a fixed $x \in] -1, 1[$, consider in the first quadrant the tangent T to $K(C_x, R_x)$ that passes through the origin. Let β_x be its angle with respect to the real axis. Then

$$\sin \beta_x = \frac{R_x}{C_x} = \frac{2r}{1+r^2}.$$

This is independent of x . Hence T is a joint tangent to all the Euclidean disks $K(C_x, R_x)$. In other words, S is contained in the infinite triangle Δ formed by T and its reflection. To show that $\Delta = S$, we need to prove that every point on T is the tangent point of some of the disks $K(C_a, R_a)$ with $-1 < a < 1$. To this end, let P be the point on T whose distance to 0 is t and let T_t be the line orthogonal to T and passing through P . Then T_t cuts the real line at a point x_t . The unique disk K centered at x_t and having P as its tangent point to T has center $C(t)$ and radius $R(t)$, which are given by

$$C(t) = x_t \quad \text{and} \quad R(t) = x_t \sin \beta = x_t \frac{2r}{1+r^2}$$

(see Figure 6). Now

$$x_t = \frac{t}{\cos \beta} = \frac{t}{\sqrt{1 - \sin^2 \beta}} = t \frac{1+r^2}{1-r^2}.$$

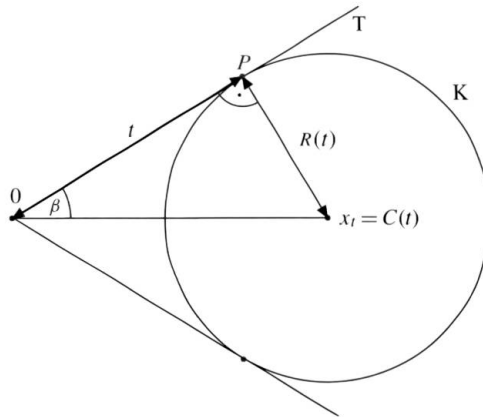


Fig. 6 The tangent T

But $t = (1 + a)(1 - a)$ for a unique $a \in] - 1, 1[$. Thus

$$x_t = \frac{1 + a}{1 - a} \frac{1 + r^2}{1 - r^2} = C_a$$

and

$$R(t) = x_t \frac{2r}{1 + r^2} = \frac{1 + a}{1 - a} \frac{2r}{1 - r^2} = R_a.$$

We conclude that

$$K = \Psi(D_\rho(a, r)) = K(C_a, R_a).$$

By moving back from the right half-plane to the unit disk, we see that $\mathcal{C}^+ = \Psi^{-1}(T)$ is an arc of a circle \mathcal{C} which passes through -1 and 1 and cuts twice the axis $[-1, 1]$ under the angle β with $\sin \beta = 2r/(1 + r^2)$. Using Figure 7, we then deduce that the radius R of \mathcal{C} coincides with the hypotenuse of the displayed triangle and so

$$R = \frac{1}{\cos \alpha} = \frac{1}{\sin(\frac{\pi}{2} - \alpha)} = \frac{1}{\sin \beta} = \frac{1 + r^2}{2r}.$$

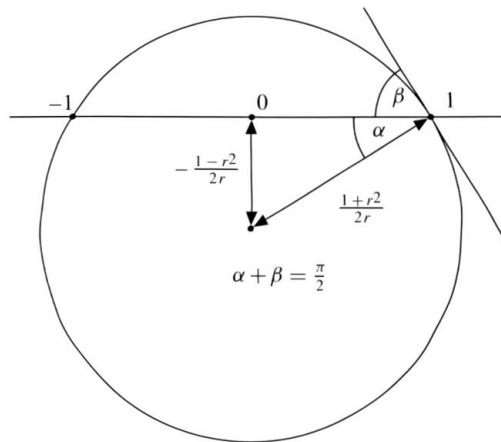


Fig. 7 The angle β

This implies that the center C of \mathcal{C} is given by

$$C = -iR \sin \alpha = -i \frac{1+r^2}{2r} \sqrt{1-\cos^2 \alpha} = -i \frac{1+r^2}{2r} \frac{1-r^2}{1+r^2} = -i \frac{1-r^2}{2r}.$$

(2) $\tan \beta = \sin(\pi/2 - \alpha) / \cos(\pi/2 - \alpha) = \cos \alpha / \sin \alpha$ with

$$\sin \alpha = \frac{\frac{1-r^2}{2r}}{\frac{1+r^2}{2r}} = \frac{1-r^2}{1+r^2} \text{ and } \cos \alpha = \frac{1}{\frac{1+r^2}{2r}} = \frac{2r}{1+r^2}.$$

Hence $\tan \beta = 2r/(1-r^2)$ (see Figure 7). □

A purely computational proof can be found in [4, Appendix]. There it is also shown that the Euclidean length of \mathcal{C}^+ is $2\frac{1+r^2}{r} \arctan r$, and that the surface enclosed by $\bigcup_{-1 < x < 1} D_\rho(x, r)$ has Euclidean measure $\left(\frac{1+r^2}{r}\right)^2 \arctan r - \frac{1-r^2}{r}$.

References

- [1] J.W. Anderson, *Hyperbolic geometry*, 2nd ed. Springer Undergraduate Mathematics Series, Springer, London (2005).
- [2] A.F. Beardon, D. Minda, *The hyperbolic metric and geometric function theory*, (eds.) S. Ponnusamy, T. Sugawa and M. Vuorinen, Proceedings of the international workshop on quasiconformal mappings and their applications, December 27, 2005–January 1, 2006. New Delhi: Narosa Publishing House (ISBN 81-7319-807-1/hbk). 9–56 (2007).
- [3] J.W. Cannon, W.J. Floyd, R. Kenyon, W.R. Parry, *Hyperbolic geometry*, in: Levy, Silvio (ed.), *Flavors of geometry*. Cambridge: Cambridge University Press. Math. Sci. Res. Inst. Publ. 31, 59–115 (1997).
- [4] J. Noël, *Structures algébriques dans les anneaux fonctionnels*, Thèse de doctorat, LMAM, Université de Lorraine, Metz, 2012.
http://docnum.univ-lorraine.fr/public/DDOC_T_2012_0222_NOEL.pdf
- [5] W. Rudin *Functional Analysis*, Second Edition, MacGraw-Hill, 1991.
- [6] http://en.wikipedia.org/wiki/Uniform_tilings_in_hyperbolic_plane

Raymond Mortini

Université de Lorraine, Département de Mathématiques et
Institut Élie Cartan de Lorraine, UMR 7502, Ile du Saulcy
F-57045 Metz, France

e-mail: raymond.mortini@univ-lorraine.fr

Rudolf Rupp

Fakultät für Angewandte Mathematik
Physik und Allgemeinwissenschaften
TH-Nürnberg, Kesslerplatz 12

D-90489 Nürnberg, Germany

e-mail: Rudolf.Rupp@th-nuernberg.de