

Zeitschrift: Giovani forti, libera patria : rivista di educazione fisica della Scuola federale di ginnastica e sport Macolin

Herausgeber: Scuola federale di ginnastica e sport Macolin

Band: 18 (1961)

Heft: 5

Artikel: Sviluppo muscolare e suo potenziamento : esercizi speciali [continuazione]

Autor: Scherer, Armin / Kolb, Christoph

DOI: <https://doi.org/10.5169/seals-1001097>

Nutzungsbedingungen

Die ETH-Bibliothek ist die Anbieterin der digitalisierten Zeitschriften. Sie besitzt keine Urheberrechte an den Zeitschriften und ist nicht verantwortlich für deren Inhalte. Die Rechte liegen in der Regel bei den Herausgebern beziehungsweise den externen Rechteinhabern. [Siehe Rechtliche Hinweise.](#)

Conditions d'utilisation

L'ETH Library est le fournisseur des revues numérisées. Elle ne détient aucun droit d'auteur sur les revues et n'est pas responsable de leur contenu. En règle générale, les droits sont détenus par les éditeurs ou les détenteurs de droits externes. [Voir Informations légales.](#)

Terms of use

The ETH Library is the provider of the digitised journals. It does not own any copyrights to the journals and is not responsible for their content. The rights usually lie with the publishers or the external rights holders. [See Legal notice.](#)

Download PDF: 03.04.2025

ETH-Bibliothek Zürich, E-Periodica, <https://www.e-periodica.ch>

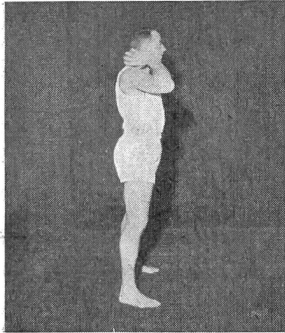
Sviluppo muscolare e suo potenziamento: esercizi speciali

(continuazione dal N. 4, 1961 e fine)

Armin Scheurer e Christoph Kolb,
Maestri di sport, Macolin

Testo italiano:
Clemente Gilardi,
Maestro di sport, Macolin


Foto:
Walter Brotschin †, Macolin




1a



1b




2a




2b

Getto


- 1 Dalla posizione raggomitolata, estensione
- 2 Saltellare in posizione raggomitolata, in av., ind., di fianco
- 3 Flessione del tronco e del ginocchio obliquamente in av., fino a toccare la gamba con il petto. Durante l'estensione, $\frac{1}{2}$ giro del corpo (getto del peso)




3a



3b




4a




4b

- 4 Gran passo a gambe divaricate in av.: salto in alto con cambiamento di gamba alla stessa posizione (sul posto)
- 5 Posizione di partenza: tecnica O'Brien. Spinta continuata ind. della gamba di slancio, riprendendo il corpo sulla gamba d'appoggio (fase di saltello)
- 6 In appoggio ventrale sulla banchina, sollevare e abbassare il tronco (anche con rotazione a tronco sollevato)

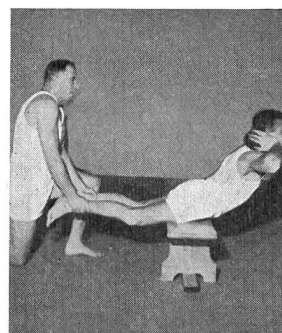
5a




5b




6a




6b







7a



7b



7c



7d


7 Manubrio di fianco al piede destro (per lanciatori a destra). Sollevare e spingere il manubrio fino all'estensione, con $\frac{1}{2}$ giro del corpo

8 Posizione di partenza per il getto del peso: tendere il corpo alla posizione di getto

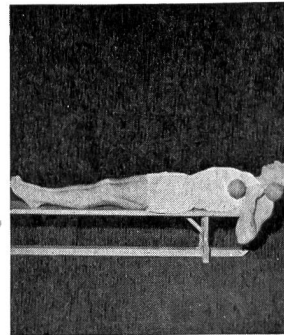
9 Il più rapidamente possibile, tendere il braccio portante il manubrio



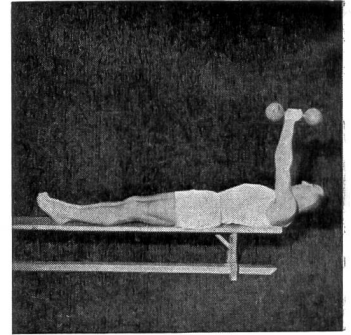
8a



8b



9a




9b


10 Flettere il corpo obliquamente in avanti a destra e a sinistra

11 Manubrio fissato con una corda a un testimone per staffette: mantenendo le braccia in avanti, avvolgere la corda attorno al testimonio

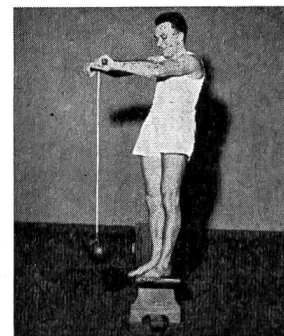
10a




10b




11a




11b







1



2a




2b




2c

Lanci


- 1 Passo di caduta ind., alternativamente a destra e a sinistra, con flessione ind. del tronco. Senza molleggiamento!
- 2 Presa del manubrio a due mani. Slancio di fianco ind., movimento di lancio sopra la testa, accentuando l'estensione
- 3 Presa del manubrio a due mani. Bilanciare ind. tra le gambe, in av. in alto, passo di caduta ind. con bilanciamento ind., estensione in av. in alto, bilanciare ind. tra le gambe




3a



3b




3c




3d

- 4 Presa del manubrio a due mani. Dalla candela, piccolo movimento di scatto, sollevare il tronco e flettere in av. fino a toccare i piedi
- 5 Manubrio tenuto alla nuca, presa a due mani. Abbassarsi ind. fino a toccare il suolo, ritorno alla posizione seduti.

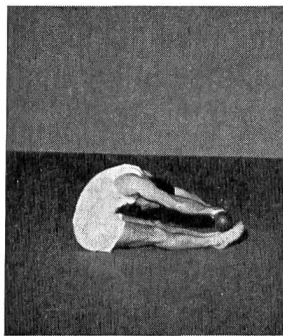
4a



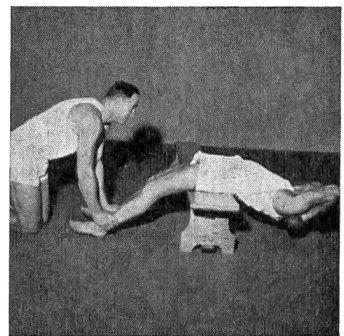
4b




4c




5






6a



6b




7a




7b

6 Fissare la camera d'aria alla spalliera, all'altezza delle anche. Movimento di lancio fino all'estensione completa del corpo

7 Come 6, ma dalla posizione in ginocchio




7c



8a



8b




8c


8 Come 6, ma con un braccio (movimento del lancio del giavelotto)

9 Movimento del lancio del giavelotto: il camerata equilibra la resistenza tirando o cedendo leggermente

9a



9b



9c

