

Zeitschrift: Schweizerische mineralogische und petrographische Mitteilungen =
Bulletin suisse de minéralogie et pétrographie

Band: 62 (1982)

Heft: 1

Artikel: Margarite in the Central Alps

Autor: Frey, M. / Bucher, K. / Frank, E.

DOI: <https://doi.org/10.5169/seals-47960>

Nutzungsbedingungen

Die ETH-Bibliothek ist die Anbieterin der digitalisierten Zeitschriften. Sie besitzt keine Urheberrechte an den Zeitschriften und ist nicht verantwortlich für deren Inhalte. Die Rechte liegen in der Regel bei den Herausgebern beziehungsweise den externen Rechteinhabern. [Siehe Rechtliche Hinweise.](#)

Conditions d'utilisation

L'ETH Library est le fournisseur des revues numérisées. Elle ne détient aucun droit d'auteur sur les revues et n'est pas responsable de leur contenu. En règle générale, les droits sont détenus par les éditeurs ou les détenteurs de droits externes. [Voir Informations légales.](#)

Terms of use

The ETH Library is the provider of the digitised journals. It does not own any copyrights to the journals and is not responsible for their content. The rights usually lie with the publishers or the external rights holders. [See Legal notice.](#)

Download PDF: 16.03.2025

ETH-Bibliothek Zürich, E-Periodica, <https://www.e-periodica.ch>

Margarite in the Central Alps*

by *M. Frey*¹⁾, *K. Bucher*¹⁾, *E. Frank*¹⁾ and *H. Schwander*¹⁾

Abstract

A distribution map for margarite of the Central Alps based on some 270 specimens from 47 localities is presented. Margarite-bearing rocks formed during the Tertiary Alpine metamorphism and range from lower greenschist to upper amphibolite facies. Margarite coexists with various combinations of the following minerals (listed in decreasing order of abundance): quartz, muscovite, graphite, chlorite, plagioclase, calcite, epidote group minerals, biotite, garnet, dolomite, paragonite, chloritoid, kyanite, staurolite, hornblende and corundum. Microprobe analyses of ten margarites and six coexisting muscovites are presented. A review of the crystal chemistry of margarites (based on 61 analyses) reveals that the dominant substitution is $\text{NaSiCa}_{-1}\text{Al}_{-1}$ in analogy with the plagioclase series. Appendix I is a compilation of margarite occurrences described in the literature.

Introduction

Optical, X-ray diffraction and electron microprobe work during the last fifteen years (SAGON, 1967, 1970, 1978; FREY & NIGGLI, 1972; HÖCK, 1974a, b; FREY & ORVILLE, 1974; FREY, 1978; FRANK, in prep. and others) demonstrates that margarite, $\text{CaAl}_2[\text{Al}_2\text{Si}_2\text{O}_{10}](\text{OH})_2$, is an important rock-forming mineral. A summary of occurrences of margarite as a prograde metamorphic mineral described in the literature is presented in Appendix I. According to these data margarite is found in metamorphosed pelites, marls, bauxites, basites and anorthosites and at metamorphic grade ranging from lower greenschist to upper amphibolite facies. In addition, margarite often forms pseudomorphs after other Al-rich minerals such as andalusite, kyanite, sillimanite or corundum, and, more rarely, after chloritoid, staurolite or even muscovite (e.g. HIETANEN, 1963; URONO & KANISAWA, 1965; RAMBERG, 1967, p. 115; VELDE, 1970; JAN et al., 1971; CHINNER, 1974; LANPHERE & ALBEE, 1974, p. 547; GUIDOTTI & CHENEY, 1976; MILLER, 1977, p. 227; GUIDOTTI et al., 1979; TEALE, 1979; YARDLEY et al., 1979; COOPER, 1980; BALTATZIS & KATAGAS, 1981).

* *Dedicated to Professor Ernst Niggli on the occasion of his 65th birthday.*

¹⁾ Mineralogisch-Petrographisches Institut der Universität, Bernoullistrasse 30, CH-4056 Basel, Switzerland.

The aim of this communication is to present a distribution map for rock-forming margarite of the Central Alps and to provide further chemical data for margarite as well as some coexisting muscovite. In addition, the crystal chemistry of margarite will be discussed in some detail. The phase relations of margarite-bearing rocks of the Central Alps in the system $\text{CaO-Al}_2\text{O}_3\text{-SiO}_2\text{-(C-O-H)}$ will be presented elsewhere (BUCHER et al., 1983).

Early descriptions of margarite from the Central Alps

During a literature search for margarite in the Swiss Alps NIGGLI (1955) was able to find some eight references. According to this compilation GRUBENMANN (1888) was the first to identify margarite as a rock-forming mineral. He used a wet chemical analysis of minerals in a mesometamorphic schist from Lake Ritom (locality 25 in Fig. 1 of this paper). This occurrence was later confirmed by HARDER (1956, p. 245 and Table 8) who mentions the assemblage margarite-muscovite-paragonite-zoisite-garnet with accessory quartz, biotite and plagioclase. The occurrence of «clintonite» described by SCHMIDT (1891) from Lukmanier pass (locality 30 in Fig. 1 of this paper) was re-examined by NIGGLI (op.cit.) using X-ray analysis and found to be margarite. The remaining six margarite occurrences mentioned by Niggli are either doubtful due to the lack of precise optical, chemical and X-ray data or are regarded as late-stage products; those in open fissures or joints will not be discussed further here.

NIGGLI (op.cit.) also suggested that margarite might be an important mineral in relatively Ca-rich mesometamorphic schists on the southern border of the Gotthard «massif» and the lower to middle Pennine nappes. This suggestion was confirmed in part by FREY & NIGGLI (1972) who reported in a short note that margarite is an important rock-forming mineral in a Liassic black shale formation of epimetamorphic grade. More detailed data were later published by FREY (1978). Other recent references to margarite occurrences of the Central Alps can be found in Appendix II.

Distribution of margarite in the Central Alps

More than 270 margarite-bearing specimens from 47 localities are represented in Fig. 1. Margarite in all these samples was verified either by microprobe analyses, X-ray diffraction studies or optical methods by the present authors. Different symbols are used for the localities with quartz-free (No. 1-5) and quartz-bearing (No. 6-47) assemblages. Table 1 is a list of minerals which were encountered in margarite-bearing rocks. These rocks belong to different tectonic

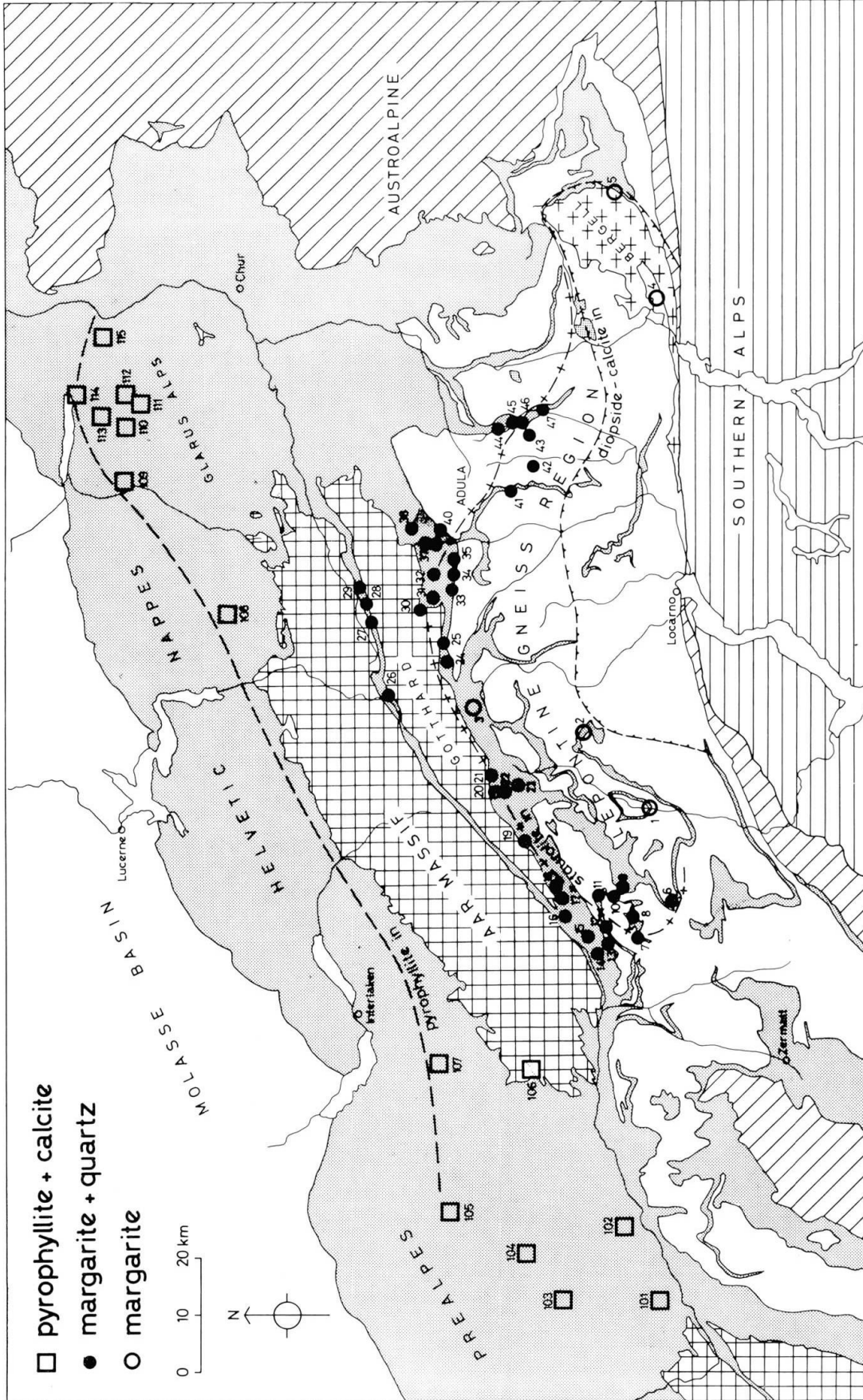


Fig. 1 Margarite distribution map of the Central Alps. Localities with mineral assemblages and sources of data are listed in Appendix II. Mineral zone boundaries are after NIGGLI (1970) for staurolite-in, TROMMSDORFF (1972) for diopside-calcite-in and FREY & WIELAND (1975) as well as unpublished data for pyrophyllite-in.

Table 1 Minerals coexisting with margarite in 271 specimens from the Central Alps.

mineral name	no of specimens %	
quartz	267	98.5
muscovite	265	97.8
graphite	235	86.7
chlorite	219	80.8
plagioclase	174	64.2
calcite	162	59.8
epidote-group	145	53.5
biotite	123	45.4
garnet	84	31.0
dolomite	84	31.0
paragonite	68	25.1
chloritoid	50	18.5
kyanite	24	8.9
staurolite	17	6.3
hornblende	11	4.1
corundum	3	1.1

units²⁾ and occur in a variety of lithologies. The greatest concentration of margarite occurrences is in the Mesozoic cover of the Gotthard «massif» (No. 15–22, 24–38), particularly in metamorphosed graphitic pelites and marls of Liassic age as described by FREY & NIGGLI (1972), FREY & ORVILLE (1974), FOX (1974, 1975), FREY (1978) and FRANK (1979a). Some margarite occurs in graphite-free metamarls of the Upper Triassic Quartenschiefer formation where this mineral was overlooked by FREY (1969) but subsequently reported by FOX et al. (1974).

Margarite is a major mineral in graphitic Bündnerschiefer / schistes lustrés, that is, in metamorphosed Mesozoic marls with minor pelites of the Pennine domain between the Simplon area in the west (No. 6–9, 11, 13) and the Misox zone in the east (No. 44–47). However, a systematic search for this mineral has so far been undertaken only in the Simplon area (FRANK, 1979a, in prep.) and the Misox zone (TEUTSCH, in prep.).

Margarite seems to be a rare mineral in pre-Mesozoic pelitic schists of the Pennine nappes. KLEIN (1976), for example, reported this Ca-mica from only three out of about 400 samples studied from the Adula and Simano nappes (No. 41–43) and a peculiar occurrence of margarite was described by FRANK (1979b) from a zoisite-plagioclase gneiss of the Berisal nappe (No. 10). In addition, margarite was described from two marbles of possible Mesozoic age from the Bergell area (No. 4: MOTICKSA, 1970; No. 5: H. R. WENK, pers. comm.)

Margarite shows a simple pattern of regional distribution as do other index minerals of the Central Alps (e. g. NIGGLI & NIGGLI, 1965). About half of the

²⁾ Tectonic units are designated according to the tectonic map of Switzerland (Spicher, 1980).

margarite localities shown in Fig. 1 are located in Niggli's chloritoid zone, while the other half occurs in the staurolite zone. This distribution pattern may change somewhat as more petrographic data become available. It is expected that margarite may also be found in the Zermatt area, in the Urseren zone between the western end of the Gotthard «massif» and Andermatt (that is between localities 16 and 26), and in Bündnerschiefer rocks in an area between the eastern end of the Gotthard «massif», Chur and the Bergell area. The present low-grade margarite mineral zone boundary does not correspond to a reaction-isograd (WINKLER, 1979, p. 66). According to FREY (1978) the first margarite was formed from pyrophyllite + calcite or from pyrophyllite + dolomite. These assemblages are found in the Helvetic nappe zone and the Prealps (Fig. 1, No. 101-115). However, due to unfavourable bulk compositions in the southern Glarus Alps and the Aar massif and lack of field data in the sedimentary cover at the SW end of the Aar massif a reaction-isograd has not yet been mapped.

The majority of margarite-bearing samples occur in Mesozoic rocks and were therefore formed during the Alpine regional metamorphism. From textural evidence this is believed also to be true for margarites found in some pre-Mesozoic rocks. More specifically, the areal distribution and textural evidence suggest that all margarites were formed during mid-Tertiary time.

Textural observations

In thin section margarite occurs mainly in the matrix or as porphyroblasts but pseudomorphic margarite was also observed.

Synkinematic margarite is found in the matrix of many phyllites and mica schists of the lower and middle greenschist facies. If intergrown on a small scale with other sheet silicates, especially muscovite and paragonite, it is difficult to detect; and optical and X-ray methods (FREY, 1978, p. 114) are needed. However, almost monomineralic layers of margarite are found in some metamarls of the greenschist facies and are then easily identified with the microscope. In some thin sections it could be observed that these margarite-rich layers pass laterally into plagioclase-rich layers (Fig. 2a). From this observation and the regional distribution pattern of margarite and plagioclase it is believed that much plagioclase in Liassic black shales and the Bündnerschiefer formed by margarite-consuming reactions (see also FREY & ORVILLE, 1974; BUCHER et. al., 1983, Fig. 3).

Postkinematic porphyroblasts of margarite were found in phyllites and mica schists of the upper greenschist and lower amphibolite facies. At localities 21 and 30 these porphyroblasts reach a length of several millimetres. In thin section (Fig. 2b; see also FREY, 1978, Fig. 8; FRANK, in prep.) they can be easily dis-

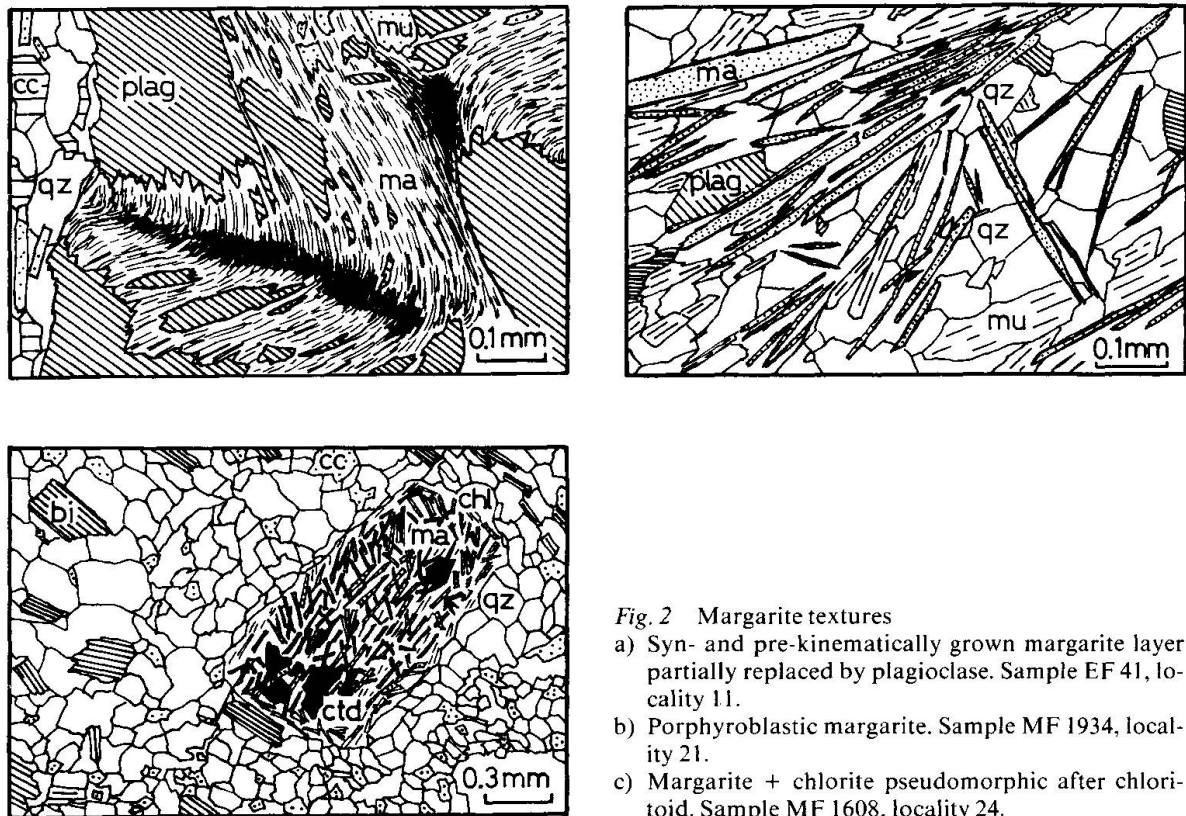


Fig. 2 Margarite textures

- Syn- and pre-kinematically grown margarite layer partially replaced by plagioclase. Sample EF 41, locality 11.
- Porphyroblastic margarite. Sample MF 1934, locality 21.
- Margarite + chlorite pseudomorphic after chloritoid. Sample MF 1608, locality 24.

tinguished from muscovite or paragonite by higher relief, lower birefringence, and angle of extinction.

Margarite and chlorite pseudomorphous after chloritoid porphyroblasts were found at locality 24 close to the staurolite «isograd» (Fig. 2c). Due to the lack of chemical data no detailed reaction can be proposed at present. Another example of chloritoid replaced by margarite (and muscovite) was mentioned by TEALE (1979).

Mineral chemistry

Mineral analyses were performed with an ARL-SEM-Q microprobe operating in a combined energy and wavelength dispersive mode (TN 2000, PDP 11/04), that is, all elements were determined simultaneously at the same spot (SCHWANDER & GLOOR, 1980). In each thin section «coexisting» minerals in three to four areas several millimetres apart were analysed. If possible, minerals in direct contact were used, but sometimes the distance was as large as 1–2 mm.

Ten *margarite* analyses are presented in Table 2. The first nine analyses are from graphite-bearing metapelites or metamarls while analysis Sci 1519 is from a marble. These analyses come from upper greenschist and amphibolite facies

Table 2 Microprobe analyses of some margarites from the Central Alps. Samples are arranged with increasing metamorphic grade. Analysts: H. SCHWANDER and E. FRANK.

Sample No.	MF 521	MF 1934	EF 1058	Blen 25	Mis 70	K1 327	G 147	EF 870	EF 1070	Sci 1519
Locality (Fig. 1)	30	21	10	37	47	42	3	1	2	5
No. of analyses	5	15	6	4	7	3	18	2	4	5
SiO ₂	29.87	30.30	32.71	32.20	32.41	32.38	30.81	30.70	30.86	29.61
TiO ₂	0.10	0.05	n.d.	0.19	0.09	0.08	0.3	n.d.	n.d.	0.00
Al ₂ O ₃	50.29	50.03	49.79	48.14	48.89	47.96	48.19	49.74	49.92	50.84
FeO*	0.27	0.39	0.13	0.72	0.55	0.86	0.51	0.25	0.41	0.17
MnO	0.04	0.02	n.d.	0.03	0.05	0.00	n.d.	n.d.	n.d.	0.00
MgO	0.26	0.15	0.41	0.00	0.54	0.38	0.2	0.10	0.97	0.40
CaO	11.39	11.96	11.09	8.65	10.86	9.14	10.48	12.58	10.76	12.10
Na ₂ O	1.42	0.97	1.44	1.96	1.78	1.80	1.95	0.77	1.77	0.92
K ₂ O	0.11	0.11	(<0.10)	0.14	0.23	0.32	0.29	0.10	(<0.10)	0.00
Total	93.75	93.98	95.57	92.03	95.40	92.92	92.73	94.24	94.69	94.04
Atomic proportions on the basis of 22 oxygen atoms										
Si	4.029	4.076	4.298	4.381	4.290	4.378	4.202	4.119	4.114	3.979
Al ^{iv}	3.971	3.924	3.702	3.619	3.710	3.622	3.798	3.881	3.886	4.021
ΣZ	8.000	8.000	8.000	8.000	8.000	8.000	8.000	8.000	8.000	8.000
Al ^{vi}	4.024	4.010	4.009	4.102	3.918	4.022	3.949	3.984	3.959	4.032
Ti	0.010	0.005	—	0.019	0.009	0.008	0.031	—	—	0.000
Fe ²⁺	0.030	0.044	0.014	0.082	0.061	0.097	0.058	0.028	0.046	0.019
Mn	0.005	0.002	—	0.003	0.006	0.000	—	—	—	0.000
Mg	0.052	0.030	0.080	0.000	0.107	0.077	0.041	0.020	0.193	0.080
ΣY	4.121	4.091	4.103	4.206	4.101	4.204	4.079	4.032	4.198	4.131
Ca	1.646	1.724	1.561	1.261	1.540	1.324	1.532	1.808	1.537	1.742
Na	0.371	0.253	0.367	0.517	0.457	0.472	0.516	0.200	0.457	0.240
K	0.019	0.019	—	0.024	0.039	0.055	0.050	0.017	—	0.000
ΣX	2.036	1.996	1.928	1.802	2.036	1.851	2.098	2.025	1.994	1.982
End-member molecules										
margarite	80.9	86.4	81.0	70.0	75.6	71.5	73.0	89.3	77.1	87.9
paragonite	19.2	12.7	19.0	28.7	22.5	25.5	24.6	9.9	22.9	12.1
muscovite	0.9	0.9	(<1.0)	1.3	1.9	3.0	2.4	0.8	(<1.0)	0.0

* total Fe as FeO

n.d. = not determined

grade. It was not possible to analyse margarites from the lower greenschist facies due to fine grain size. Some of the analyses show low anhydrous totals of only 92–94 wt% which are presumably caused by impurities, like water, on the surface of the thin sections. However, it is believed that calculated structural formulae are not affected by the low oxide totals since the atomic proportions are in agreement with the majority of other published margarite analyses as discussed later.

These ten margarite analyses show a relatively large variation in their Si/Al ratios (0.494–0.573), which is, for the most part, higher than in the end-member margarite (0.5). The octahedral positions are mainly occupied by Al

(3.918–4.102) with minor amounts of Mg (0.000–0.193) and Fe (0.014–0.097) but very small amount of Ti (0.000–0.031) and Mn (0.000–0.006). In the inter-layer position an appreciable amount of Ca is replaced by Na (10–29% paragonite end-member), but K is always low (up to 3% muscovite end-member molecule). The substitution of Na for Ca shows a rather large range in some samples (e. g. sample Mis 70: $ma_{59.7}pa_{35.4}mu_{4.8}$ to $ma_{85.4}pa_{14.0}mu_{0.6}$) as depicted in Fig. 3. Similar large Ca-Na substitutions ranges within a single thin section were also reported by CHINNER (1974), HOINKES (1978, Fig. 7a) and SCHREYER et al. (1981, Fig. 5) and could be caused by chemical zonation in margarite or small-scale intergrowth of margarite with paragonite.

A chemical zonation was detected in samples MF 1934 and Mis 70 with relatively Na-rich rims and Ca-rich centers. A typical analysis yielded

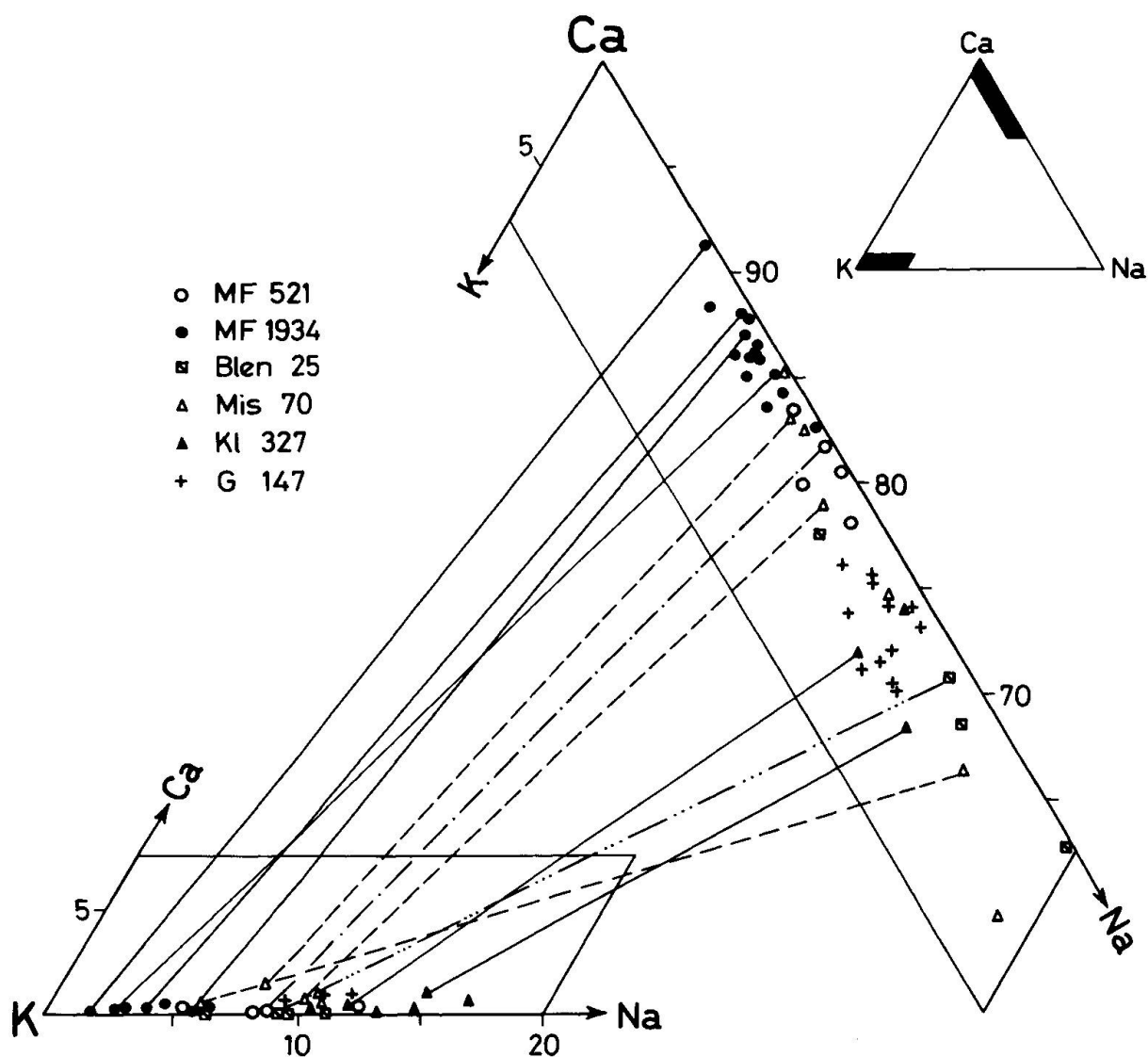


Fig. 3 Ca-Na-K plot of analysed margarites and muscovites. Tie-lines connect coexisting grains.

Table 3 Microprobe analyses of some muscovites coexisting with margarites from the Central Alps. Analyst: H. SCHWANDER.

Sample No.	MF 521	MF 1934	Blen 25	Mis 70	K1 327	G 147
No. of analyses	4	9	4	6	6	8
SiO ₂	45.16	46.23	46.83	47.18	46.59	46.40
TiO ₂	0.33	0.30	0.30	0.42	0.55	0.5
Al ₂ O ₃	34.05	34.67	33.92	32.67	33.75	33.30
FeO*	1.48	1.35	1.48	1.50	1.59	1.55
MnO	0.00	0.00	0.03	0.00	0.02	n.d.
MgO	1.38	1.03	0.42	1.82	1.07	1.6
CaO	0.05	0.05	0.02	0.10	0.05	(<0.1)
Na ₂ O	0.68	0.32	0.65	0.65	1.04	0.78
K ₂ O	10.85	10.75	9.82	10.42	9.99	10.19
Total	93.98	94.70	93.47	94.76	94.65	94.32
Atomic proportions on the basis of 22 oxygen atoms						
Si	6.194	6.198	6.325	6.325	6.248	6.249
Al ^{iv}	1.806	1.802	1.675	1.675	1.752	1.751
ΣZ	8.000	8.000	8.000	8.000	8.000	8.000
Al ^{vi}	3.580	3.677	3.725	3.487	3.583	3.535
Ti	0.033	0.030	0.030	0.042	0.055	0.051
Fe ²⁺	0.166	0.151	0.167	0.168	0.178	0.175
Mn	0.000	0.000	0.003	0.000	0.002	--
Mg	0.244	0.206	0.085	0.364	0.214	0.321
ΣY	4.023	4.064	4.010	4.061	4.032	4.082
Ca	0.007	0.007	0.003	0.014	0.007	--
Na	0.177	0.083	0.170	0.169	0.270	0.204
K	1.857	1.839	1.692	1.782	1.709	1.751
ΣX	2.041	1.929	1.865	1.965	1.986	1.955
End-member molecules						
muscovite	91.0	95.3	90.7	90.7	86.0	89.6
paragonite	8.7	4.3	9.1	8.6	13.6	10.4
margarite	0.3	0.4	0.2	0.7	0.4	(<0.7)

ma_{80.5}pa_{19.1}mu_{0.4} (rim) – ma_{86.2}pa_{13.1}mu_{0.7} (center) for MF 1934 and ma_{66.6}pa_{30.9}mu_{2.5} (rim) – ma_{74.8}pa_{23.8}mu_{1.3} (center) for Mis 70. In samples MF 521, G 147 and Sci 1519 no chemical zoning was found while the small grain size in the remaining samples did not allow any conclusion. Zoned margarite was also reported by JONES (1971), but in that case the margins were poorer in Na than the centers.

Margarite and paragonite intergrown on a scale smaller than the electron beam presumably occurs in nature (D.J. MILTON, written comm. 1981), but no paragonite could be detected in the ten samples of Table 2 by X-ray diffraction methods.

Six analyses of *muscovite* coexisting with margarites are presented in Table 3. As noted before (e. g. HÖCK, 1974a; HOINKES, 1978) these muscovites contain more Fe + Mg + Ti than the coexisting margarites, although the «phengite»

content of these muscovites is still rather small which may be the result of the aluminous bulk rock composition. In addition, the margarite component is negligible (0.2–0.7%) while the paragonite content is variable (4.3–13.6%). Note that these muscovites are more homogeneous with respect to K-Na than the margarites with respect to Ca-Na substitution (Fig. 3). Margarite-muscovite tie-lines shown in Fig. 3 for contacting grains or grains within a distance of less than 1–2 mm are subparallel within a single thin-section although some crossing tie-lines do exist in MF 1934 and Mis 70. These data suggest, that at least on the scale of several millimetres, chemical exchange-equilibrium was approached.

A few *plagioclases* were analysed for this study, but additional data can be found in FREY & ORVILLE (1974) and BUCHER et al. (1983). In general, the Ca/(Ca + Na) ratio is lower in plagioclase than in the coexisting margarite. From Fig. 4 it can be seen that plagioclases are in some cases even more inhomogeneous within a single thin section than coexisting margarites. These observations are consistent with those of ACKERMANN & MORTEANI (1973), HOINKES (1978) and GIBSON (1979).

Crystal chemistry of margarite

The following discussion is based on 10 analyses from Table 2 and 51 microprobe analyses taken from the literature (JONES, 1971 [2]*; ACKERMANN & MOR-




Fig. 4 Ca/(Na+Ca) plot of coexisting margarites and plagioclases. Samples KI 327 (locality 42) and EF 440 (locality 9) come from slightly above the staurolite "isograd" while sample Mis 70 (locality 47) is located just below the staurolite "isograd". Mineral assemblages are listed in Appendix II.

* number of analyses.

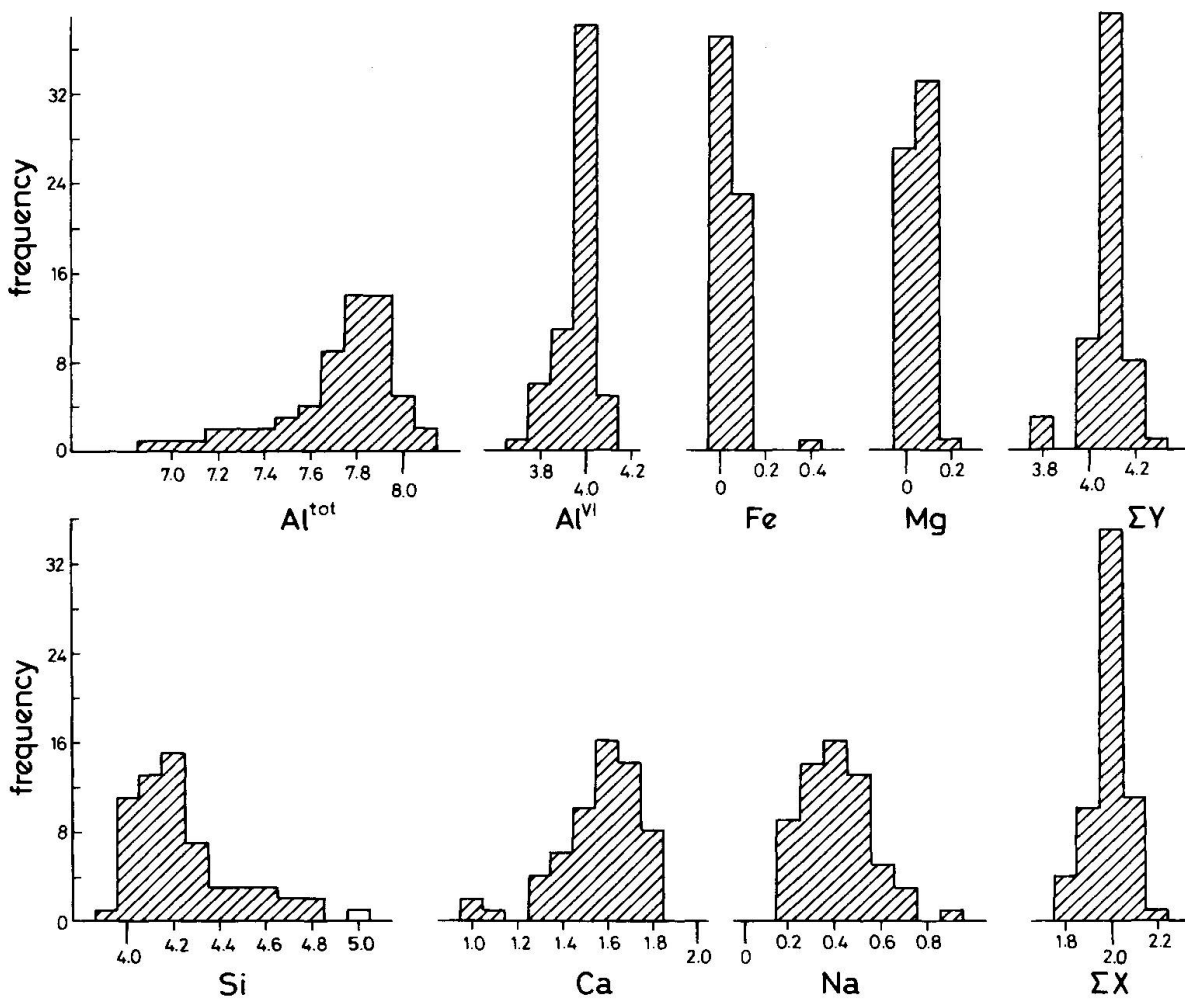


Fig. 5 Histograms showing the formula proportions of 60 margarites.

TEANI, 1973 [6]; FOX, 1974 [1]; HÖCK, 1974a [2]; GUGGENHEIM & BAILEY, 1975 [1]; GUIDOTTI & CHENEY, 1976 [1]; CHOPIN, 1977 [5]; MILLER, 1977 [1] and written comm., 1981 [2]; HOINKES, 1978 [2] and written comm., 1981 [2]; FREY, 1978 [1]; GIBSON, 1979 [6]; GUIDOTTI et al., 1979 [2]; TEALE, 1979 [4]; CRAWFORD et al., 1979 [1]; COOPER, 1980 [5]; LABOTKA, 1980 [3]; BALTATZIS & KATAGAS, 1981 [1]; SCHREYER et al., 1981 [3]).

Atomic proportions

Fig. 5 shows the distribution of some elements expressed as atoms per formula unit in the form of histograms. The following points are worth mentioning:

(1) Si ranges from 3.93 to 5.03 and the majority of natural margarites have a higher Si-value than end-member margarite (Si = 4.00). Tetrahedrally coordinated Al varies accordingly from 2.97 to 4.07.

(2) Octahedrally coordinated Al shows a narrow range of values from 3.75 to 4.10, that is with only small deviation from the 4.0 value of end-member margarite.

(3) Other octahedrally coordinated atoms are, with a few exceptions noted below, only present in small amounts. Fe (total Fe calculated as Fe^{2+}) ranges in all but one sample from 0.01 to 0.13. One margarite shows an unusually high Fe-content of 0.39 (MILLER, 1977) which might be due to an inclusion, since two other analyses from the same specimen yielded low Fe-contents of 0.05 atoms per formula unit (MILLER, written comm. 1981). Mg ranges from nil to 0.19 while Ti (0.00–0.03) and Mn (<0.01) show very small amounts. Other elements which are only rarely reported include Cr (0.00–0.20 in 16 margarites) and Li (0.002 wt-% Li_2O [FREY, 1978] and <40 ppm Li [CHOPIN, 1977]).

(4) The sum of the cations in octahedral position ranges from 3.83 to 4.28 and is in most samples slightly higher than in end-member margarite ($\Sigma Y = 4.0$). This effect is believed to be real and not only caused by analytical error, that is most natural margarites show a slight tri-octahedral character.

(5) Ca ranges from 1.00 to 1.82 with a maximum around 1.6. These values are distinctly less than that for end-member margarite ($\text{Ca} = 2.0$). This is mainly caused by the replacement by Na, which ranges from 0.17 to 0.90 with most values around 0.4. The K-content is always small (≤ 0.10) except for two of the analyses reported by SCHREYER et al. (1981) which show unusually high K-contents of 0.15 and 0.35 atoms per formula unit. These two analyses were done on «apparently homogeneous» material, but the presence of an «intricate intergrowth of margarite with muscovite or fuchsite» (SCHREYER et al., op. cit., p. 200 and Fig. 4) suggests the possibility that a mixture of margarite and muscovite may have been analysed. Trace amounts of Ba (0.002 atoms per formula unit) are reported only from two samples by GUIDOTTI et al. (1979).

Substitutions in margarite

The most important substitution in natural margarites seems to be the coupled substitution $\text{Na}^+\text{Si}^{4+} = \text{Ca}^{2+}\text{Al}^{3+}$ in analogy with the plagioclase series (Fig. 6). The reason for the fact that most data points lie above the join margarite-paragonite is not clearly understood at the present time. Since Li can not be analysed with the microprobe this element is rarely reported, but if so the results do not suggest that the substitution $\text{NaLi} = \text{Ca} \square$ (SCHALLER, 1967) towards the tri-octahedral end-member ephesite, $\text{Na}(\text{LiAl}_2)[\text{Al}_2\text{Si}_2\text{O}_{10}](\text{OH})_2$, is important in these margarites. On the other hand a correction for a possible Tschermak-type substitution (as discussed below) would move the data points to the left, that is even farther away from the join margarite-paragonite.

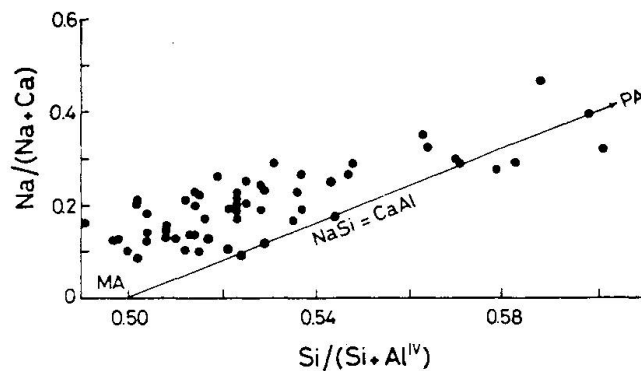


Fig. 6 Na/(Na+Ca) vs Si/(Si+Al^{IV}) diagram for 60 microprobe analyses of margarite.

It is difficult to decide how Fe and Mg are substituted in the octahedral layer since the ferric/ferrous iron ratios are not known from microprobe data (although Fe³⁺ should be minimal since most specimens with margarite also have graphite present) and because margarite show low Fe- and Mg-contents (Fig. 5). Three possible substitutions would be: Al^{IV}Al^{VI} = Si(Fe²⁺+Mg), 2Al³⁺ = 3(Fe+Mg)²⁺, and Al³⁺ = Fe³⁺. The first mentioned substitution is well documented for the series muscovite-celadonite. However, using a triangular Si-Al-(Fe+Mg) plot (not shown here), the margarite data points showed a relatively large scatter along the Al-Si side which was somewhat reduced if a correction for the Al/Si ratio was applied caused by the above mentioned substitution Na-Si = CaAl. With the low (Fe+Mg)-contents, which amount (with one exception) only up to 2% in such a Al-Si-(Fe+Mg) plot, no correlation towards a hypothetical end-member as e.g. Ca(Mg,Fe) Al[AlSi₃O₁₀](OH)₂ could be detected. Similarly, a 2Al^{VI} vs 3(Fe+Mg) plot (not shown here) displayed a large scatter with only a very weak correlation.

In Fig. 7 margarite analyses are plotted in a Ca-Na-K diagram together with some microprobe analyses of paragonites (ACKERMAN & MORTEANI, 1973 [9]*; ERNST & DAL PIAZ, 1978 [8]; FOX, 1974 [7]; GIUDOTTI et al., 1979 [2]; HÖCK, 1974a [4]; HOFFER, 1978 [3]; HOLLAND, 1979 [1]; KROGH, 1980 [3]; MARESCH & ABRAHAM, 1981 [1]; MILLER, 1974 [1]; MILLER, 1977 [3]; THOMPSON et al., 1977 [2]). The composition range of muscovites is also schematically indicated. As noted before (e.g. ACKERMAN & MORTEANI, 1973; GIBSON, 1979) margarite shows mainly a solid solution towards paragonite as is true also for muscovite. The more Na-rich margarites generally seem to contain also a slightly higher K-content (see also Fig. 3). Although the solid solution in paragonite is not as extensive as in the other two di-octahedral white micas the Ca/K ratio is quite variable and

* number of analyses.

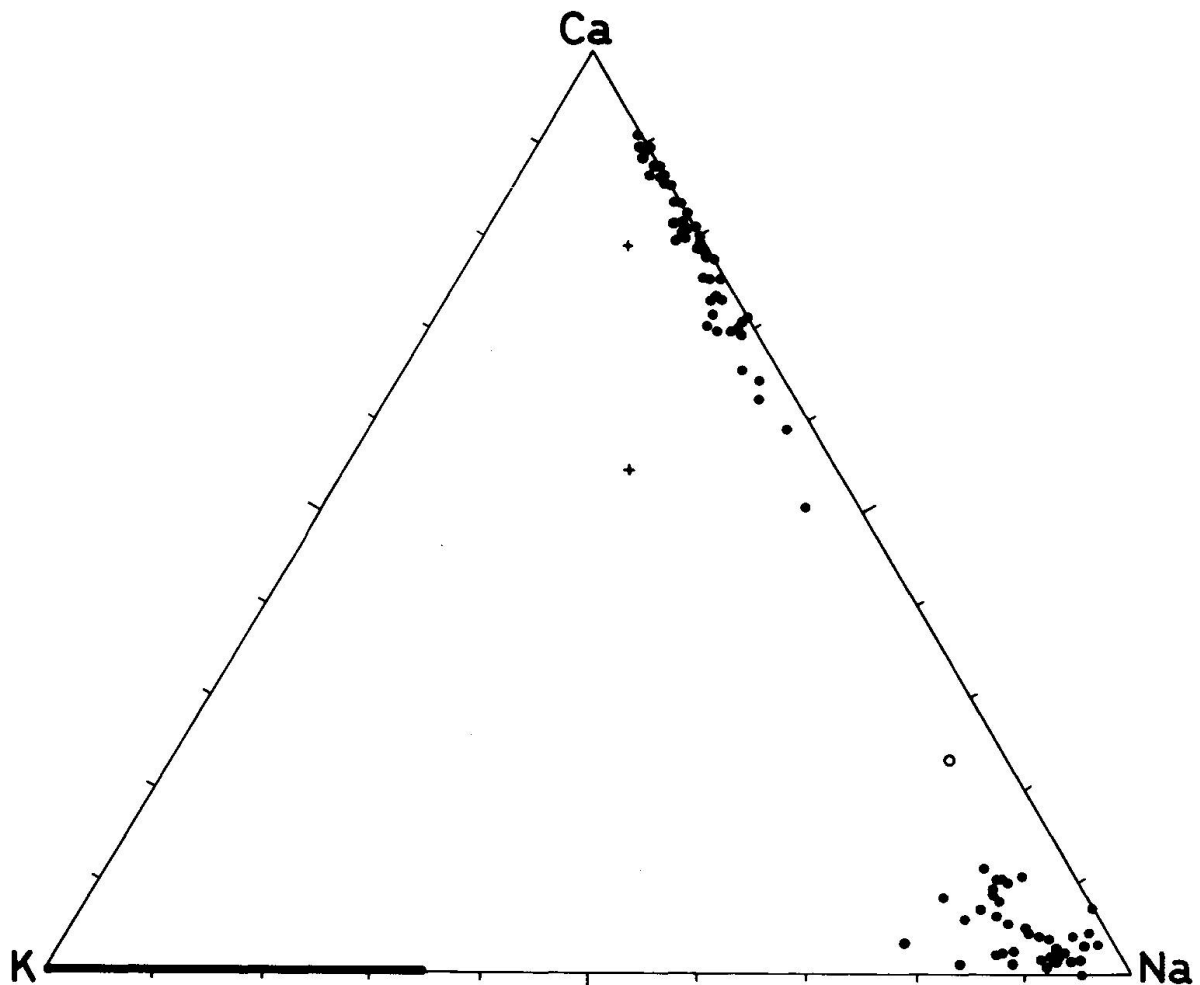


Fig. 7 Ca-Na-K end-member white mica diagram. The open circle refers to a "sodium-margarite" analysed by wet chemical methods (AFANASEV & AIDINYAN, 1952). The two crosses refer to margarite analyses possibly contaminated by muscovite (SCHREYER et al., 1981). Other data sources are given in the text.

many paragonites show similar amounts of Ca and K. The microprobe data for margarite and paragonite are consistent with the experimentally determined asymmetric solvus with a maximum at about $ma_{60}pa_{40}$ (FRANZ et al., 1977). The most Na-rich margarite analysed by microprobe technique is reported by ACKERMAN & MORTEANI (1973) and has the composition $ma_{50.8}pa_{44.2}mu_{5.0}$. Note, however, that a «sodium-margarite» formed by intrusion of a pegmatite into amphibolite has the composition $ma_{23.0}pa_{71.4}mu_{5.6}$ as determined by wet chemical technique (AFANASEV & AIDINYAN, 1952; cited in DEER et al., 1962, p. 97).

Although some differences exist, the solid solution behaviour between the three di-octahedral white micas margarite, paragonite and muscovite is similar to that in the series alkali feldspars-plagioclases.

Acknowledgments

We would like to thank J. S. Fox, A. Günthert and H. R. Wenk for making available specimens, and George Chao and John Rosenfeld for stimulating discussions. Written communications by Aymond Baud, Inge Bryhni, Graham Chinner, Christian Chopin, Kazuo Harada, G. Hoinkes, Satoshi Kanisawa, and particularly by Eberhard Seidel were important to compile the appendices. The paper benefited from critical reviews by Charles Guidotti and Peter Thompson. Peter Thompson also kindly improved the English. M. F. would like to thank George Skippen for a most enjoyable stay at Carleton University where this study was completed. The initial work was supported by grants from the «Schweizerischer Nationalfonds» (No. 5358.2 and 2.838.73).

References

SMPM = Schweiz. Mineral. Petrogr. Mitt.

- ACKERMAND, D., MORTEANI, G. (1973): Occurrence and breakdown of paragonite and margarite in the Greiner schiefer series (Zillertal Alps, Tyrol). *Contrib. Mineral. Petrol.* 40, 293–304.
- AFANASEV, G. D., AIDINYAN, N. K. (1952): On natron margarite from northern Caucasus. *Bull. Acad. Sci. USSR, Geol. Ser. 2*, 138–140, in russian.
- ANDREASSON, P. G., LAGERBLAD, B. (1980): Occurrence and significance of inverted metamorphic gradients in the western Scandinavian Caledonides. *J. geol. Soc. London* 137, 219–230.
- AOKI, Y., SHIMADA, N. (1965): Margarite from the Shin-Kiura mine, Oita Prefecture. *J. Min. Soc. Japan*, 7, 87–93, in japanese.
- BALTATZIS, E., KATAGAS, C. (1981): Margarite pseudomorphs after kyanite in Glen Esk, Scotland. *Amer. Mineralogist* 66, 213–216.
- BAUD, A., MASSON, H., SEPTFONTAINE, M. (1979): Karsts et paléotectonique jurassiques du domaine briançonnais des Préalpes. *Symp. sédimentation jurass. W-europ.*, Paris 1977, A.S.F. Publ. spéc. 1, 441–452.
- BETHUNE, S. DE (1977): Les minéraux de la zone métamorphique de Libramont. *Serv. géol. Belg.*, Prof. Pap. 1977/5, no 142.
- BRUECKNER, H. K. (1977): A structural, stratigraphic and petrologic study of anorthosites, eclogites, and ultramafic rocks and their country rocks, Tafjord area, western South Norway. *Norges geol. Unders.* 332, 1–53.
- BRYHNI, I. (1966): Reconnaissance studies of gneisses, ultrabasites, eclogites and anorthosites in outer Nordfjord, Western Norway. *Norges geol. Unders.* 241, 68 pp.
- BUCHER, K., FRANK, E., FREY, M. (1983): A model for the progressive regional metamorphism of margarite-bearing rocks in the Central Alps. *Amer. J. Sci.* (in press).
- CARMICHAEL, D. M., MOORE, J. M., SKIPPEN, G. B. (1978): Isograds around the Hastings metamorphic "low". *Geol. Assoc. Canada, field trips guidebook Toronto 1978*, 325–346.
- CHINNER, G. A. (1974): Dalradian margarite: a preliminary note. *Geol. Mag.* 111, 75–78.
- CHOPIN, C. (1977): Une paragenèse à margarite en domaine métamorphique de haute pression-basse température (massif du Grand Paradis, Alpes françaises). *C. R. Acad. Sci. Paris* 285, Série D, 1383–1386.
- COOPER, A. F. (1980): Retrograde alteration of chromian kyanite in metachert and amphibolite whiteschist from the Southern Alps, New Zealand, with implications for uplift on the Alpine Fault. *Contrib. Mineral. Petrol.* 75, 153–164.
- CRAWFORD, M., KRAUS, D., HOLLISTER, L. (1979): Petrologic and fluid inclusion study of calc-silicate rocks, Prince Rupert, British Columbia. *Am. J. Sci.* 279/10, 1135–1159.
- DEER, W. A., HOWIE, R. A., ZUSSMANN, J. (1962): *Rock forming minerals, II Sheet silicates*. Longmans, London.

- DELCEY, R. (1974): Données sur deux nouvelles séries lithostratigraphiques de la zone des schists lustrés de la Corse nord-orientale. C. R. Acad. Sc. Paris, t. 279, Série D, 1693–1696.
- ERNST, W., DAL PIAZ, G. (1978): Mineral parageneses of eclogite rocks and related mafic schists of the Piemonte ophiolite nappe, Breuil-St. Jacques area, Italian Western Alps. *Amer. Mineralogist* 63, 621–640.
- FOX, J.S. (1974): Petrology of some low-variance meta-pelites from the Lukmanier Pass area, Switzerland. Thesis Cambridge, 220 p.
- FOX, J.S. (1975): Three-dimensional isograds from the Lukmanier Pass, Switzerland, and their tectonic significance. *Geol. Mag.* 112, 547–64.
- FOX, J.S., FREY, M., STALDER, H.A., THOMPSON, P.H., WAGNER, A. (1974): Ticino Alps, Trip III: Progressive metamorphism of dolomite-bearing pelites; Alpine cleft veins. Guide book NATO advanced Study Institute "Volatiles in Metamorphism", 66–71.
- FRANK, E. (1979a): Metamorphose mesozoischer Gesteine im Querprofil Brig-Verampio: Mineralogisch-petrographische und isotopen-geologische Untersuchungen. Diss. Univ. Bern.
- FRANK, E. (1979b): Celsian in leucocratic gneisses of the Berisalcomplex, Central Alps, Switzerland. *SMPM* 59, 245–250.
- FRANK, E. (in prep.): Alpine metamorphism of calcareous rocks along a cross-section in the Swiss Alps: the occurrence and breakdown of muscovite, margarite and paragonite.
- FRANZ, G., HINRICHSSEN, TH., WANNEMACHER, E. (1977): Determination of the miscibility gap on the solid solution series paragonite-margarite by means of the infrared spectroscopy. *Contrib. Mineral. Petrol.* 59, 307–316.
- FREY, M. (1969): Die Metamorphose des Keupers vom Tafeljura bis zum Lukmanier-Gebiet. (Veränderungen tonig-mergeliger Gesteine vom Bereich der Diagenese bis zur Staurolith-Zone.) *Beitr. geol. Karte Schweiz, N.F.* 131, 160 S.
- FREY, M. (1970): The Step from Diagenesis to Metamorphism in Pelitic Rocks during Alpine Orogenesis. *Sedimentology* 15, 261–279.
- FREY, M. (1978): Progressive low-grade metamorphism of a black shale formation, Central Swiss Alps, with special reference to pyrophyllite and margarite bearing assemblages. *J. Petrology* 19/1, 95–135.
- FREY, M., NIGGLI, E. (1972): Margarite, an important rock-forming mineral in regionally metamorphosed low-grade rocks. *Naturwiss.* 59. Jg., 214–215.
- FREY, M., ORVILLE, P. M. (1974): Plagioclase in margarite-bearing rocks. *Amer. J. Sci.* 274, 31–47.
- FREY, M., WIELAND, B. (1975): Chloritoid in autochthon-parautochthonen Sedimenten des Aarmassivs. *SMPM* 55, 407–418.
- GIBSON, G. M. (1979): Margarite in kyanite- and corundum-bearing anorthosite, amphibolite, and hornblendite from Central Fiordland, New Zealand. *Contrib. Mineral. Petrol.* 68, 171–179.
- GRUBENMANN, U. (1888): Über die Gesteine der sedimentären Mulde von Airolo. *Mitt. thurg. natf. Ges.* 8, 15–39.
- GUGGENHEIM, S., BAILEY, S. W. (1975): Refinement of the margarite structure in Subgroup Symmetry. *Amer. Mineralogist* 60, 1023–9.
- Guidotti, C. V., Cheney, J. T. (1976): Margarite pseudomorphs after chialstolite in the Rangeley area, Maine. *Amer. Mineralogist* 61, 431–434.
- GUIDOTTI, C. V., POST, J. L., CHENEY, J. T. (1979): Margarite pseudomorphs after chialstolite in the Georgetown area, California. *Amer. Mineralogist* 64, 728–732.
- HANSEN, J. W. (1972): Zur Geologie, Petrographie und Geochemie der Bündnerschiefer-Serien zwischen Nufenenpass (Schweiz) und Cascata Toce (Italia). *SMPM* 52. 109–153.
- HARDER, H. (1956): Untersuchungen an Paragoniten und an natriumhaltigen Muskowiten. *Heidelb. Beitr. Mineral. Petrogr.*, 5, 227–272.
- HIETANEN, A. (1963): Anorthosite and associated rocks in the Boehls Butte quadrangle and vicinity, Idaho. U. S. Geol. Survey, Prof. Paper 344-B, 78 pp.

- HÖCK, V. (1974a): Coexisting phengite, paragonite and margarite in metasediments of the Mittlere Hohe Tauern, Austria, *Contrib. Mineral. Petrol.* 43, 261–273.
- HÖCK, V. (1974b): Zur Metamorphose mesozoischer Metasedimente in den mittleren Hohen Tauern. *SMPM* 54, 2/3, 567–593.
- HOFFER, E. (1978): On the “late” formation of paragonite and its breakdown in pelitic rocks of the southern Damara Orogen (Namibia). *Contrib. Mineral. Petrol.* 67, 209–219.
- HOINKES, G. (1978): Zur Mineralchemie und Metamorphose toniger und mergeliger Zwischenlagen in Marmoren des südwestlichen Schneebergerzuges (Ötztaler Alpen, Südtirol). *N.Jb. Miner. Abh.* 131/3, 272–303.
- HOLLAND, T. J. B. (1979): High water activities in the generation of high pressure kyanite eclogites of the Tauern Window, Austria. *J. Geol.* 87/1, 1–27.
- JAN, M. Q., KEMPE, D. R. C., TAHIRKHELI, R. A. K. (1971): Corundum, altering to margarite, in amphibolites from Dir, West Pakistan. *Min. Mag.* 38, 106–109.
- JANSEN, J. B. H. (1977): The geology of Naxos. *Inst. Geol. Min. Res. Athens* 19.
- JANSEN, J. B. H., SCHUILING, R. D. (1976): Metamorphism on Naxos: petrology and geothermal gradients. *Amer. J. Sci.* 276, 1225–53.
- JONES, J. W. (1971): Zoned margarite from the Badshot Formation (Cambrian) near Kaslo, British Columbia. *Canadian J. Earth Sci.* 8, 1145–1147.
- KLEIN, H.-H. (1976): Metamorphose von Peliten zwischen Rheinwaldhorn und Pizzo Paglia (Adu-la- und Simano-Decke). *SMPM* 56/3, 457–479.
- KÖHNE, F. (1937): Petrographie und Geologie der Phurni-Inseln bei Samos. *N. Jb. Mineral. Geol. Paläont., Beilbd.* 73, Abt. A, 1–78.
- KROGH, E. J. (1980): Geochemistry and petrology of glaucophane-bearing eclogites and associated rocks from Sunnfjord, Western Norway. *Lithos* 13, 355–380.
- KÜNZI, B. (1975): Geologie des hintersten Kientals (Berner Oberland). Unpublished Master Thesis Univ. Bern.
- LABOTKA, T. C. (1980): Petrology of a medium-pressure regional metamorphic terrane, Funeral Mountains, California. *Amer. Mineralogist* 65, 670–689.
- LANPHERE, M. A., ALBEE, A. L. (1974): $^{40}\text{Ar}/^{39}\text{Ar}$ age measurements in the Worcester Mountains: evidence of Ordovician and Devonian metamorphic events in northern Vermont. *Amer. J. Sci.* 274, 545–555.
- LECLAIR, A. D. (1982): Petrology of low to medium grade metamorphic rocks in the Whetstone Lake area, southern Ontario. M.Sc. thesis, Queen’s Univ. Kingston.
- LISZKAY, M. (1965): Geologie der Sedimentbedeckung des südwestlichen Gotthard-Massivs im Oberwallis. *Eclogae geol. Helv.* 58/2, 901–965.
- LUDWIG, V. (1972): Die Paragenese Chlorit, Muscovit, Paragonit und Margarit im «Griffelschiefer» des Ordoviziums in NE-Bayern (mit einem Beitrag zum Problem der Illit-Kristallinität). *N. Jb. Geol. Paläont. Mh.*, 546–560.
- MARESCH, W. V., ABRAHAM, K. (1981): Petrography, mineralogy and metamorphic evolution of an eclogite from the Island of Margarita, Venezuela, *J. Petrol.* 22, 337–362.
- MASSAAD, M. (1973): Pétrographie de quelques shales de l’Aalénien de l’Helvétique et de l’Ultrahelvétique. *Bull. Lab. Géol. Mus. géol. Univ. Lausanne* 203, 11 p.
- MILLER, C. (1974): On the metamorphism of the eclogites and high-grade blueschists from the Pen-ninic Terrane of the Tauern Window, Austria. *SMPM* 54, 2/3, 371–384.
- MILLER, C. (1977): Chemismus und phasenpetrologische Untersuchungen der Gesteine aus der Eklogitzone des Tauernfensters, Österreich. *Tschermaks Mineral. Petrogr. Mitt.* 24, 221–227.
- MOTICSKA, P. (1970): Petrographie und Strukturanalyse des westlichen Bergeller Massivs und seines Rahmens. *SMPM* 50/2, 355–443.
- NIGGLI, E. (1955): Zum Vorkommen von Kalkglimmern (Margarit, Clintonit) in den Schweizer Alpen. *Leidse geol. Meded.* 20, 165–170.

- NIGGLI, E. (1970): Alpine Metamorphose und alpine Gebirgsbildung. *Fortschr. Miner.* 47/1, 16–26.
- NIGGLI, E., NIGGLI, C. (1965): Karten der Verbreitung einiger Mineralien der alpidischen Metamorphose in den Schweizer Alpen (Stilpnomelan, Alkali-Amphibol, Staurolith, Disthen, Sillimanit). *Eclogae geol. Helv.* 58/1, 335–368.
- ÖNAY, T.S. (1949): Über die Smirgelgesteine SW-Anatoliens. *SMPM* 29, 357–491.
- RAMBERG, I.R. (1967): Kongsfjell-området geologi, en petrografisk og strukturell undersøkelse in Helgeland Nord-Norge. *Norg. geol. Unders.* 240.
- SAGON, J.-P. (1967): Le métamorphisme dans le Nord-Est du bassin de Châteaulain: découverte de chloritoïde et de margarite dans les schistes dévoniens. *C. R. Soc. géol. de France*, Fasc. 5, 206–7.
- SAGON, J.-P. (1970): Minéralogie des schistes paléozoïques du Bassin de Châteaulin (Massif armoricain): distribution de quelques minéraux phylliteux de métamorphisme. *C.R. Acad. Sci. Paris* 270, Série D, 1853–56.
- SAGON, J.-P. (1978): Contribution à l'étude géologique de la partie orientale du bassin de Châteaulin (Massif armoricain): Stratigraphie, volcanisme, métamorphisme, tectonique. Thèse de doctorat d'état, Univ. Paris, 671 p.
- SCHALLER, W.T., CARRON, M.K., FLEISCHER, M. (1967): Ephesite, $\text{Na}(\text{LiAl}_2)(\text{Al}_2\text{Si}_2)\text{O}_{10}(\text{OH})_2$, a trioctahedral member of the margarite group, and related brittle micas. *Amer. Mineralogist* 52, 1689–1696.
- SCHMIDT, C. (1891): Beiträge zur Kenntnis der im Gebiete von Blatt XIV der geolog. Karte der Schweiz in 1:100000 auftretenden Gesteine. *Beitr. geol. Karte Schweiz* 25 (Anhang).
- SCHREYER, W., WERDING, G., ABRAHAM, K. (1981): Corundum-fuchsite rocks in greenstone belts of southern Africa: petrology, geochemistry, and possible origin. *J. Petrol.* 22, 191–231.
- SCHWANDER, H., GLOOR, F. (1980): Zur quantitativen Mikrosondenanalyse von geologischen Proben mittels kombiniertem EDS/WDS. *X-Ray Spectrometry* 9, 134–137.
- SPICHER, A. (1980): Tektonische Karte der Schweiz 1:500000. *Schweiz. geol. Komm.*
- TEALE, G. (1979): Margarite from the Olary Province of South Australia. *Min. Mag.* 43, 433–435.
- THOMPSON, P.H. (1972): Stratigraphy, structure and metamorphism of the Flinton Group in the Bishop Corners-Madoc area, Grenville Province, eastern Ontario. Unpubl. PhD. thesis, Carleton Univ. Ottawa.
- THOMPSON, A.B., LYTTLE, P.T., THOMPSON, J.B. (1977): Mineral reactions and A-Na-K and A-F-M facies types in the Gassetts schists, Vermont. *Amer. J. Sci.* 277, 1124–1151.
- TROMMSDORFF, V. (1972): Change in T-X during metamorphism of siliceous dolomitic rocks of the Central Alps. *SMPM* 52, 567–571.
- URONO, K., KANISAWA, S. (1965): Staurolite-bearing rocks in the Abukuma metamorphic belt, Japan. *Earth Sci.* 81, 1–12.
- VELDE, B. (1970): La margarite, minéral d'altération de l'andalousite des Forges de Salles (Bretagne). *Bull. Soc. fr. Minéral. Cristallogr.* 93, 402–403.
- WINKLER, H.G.F. (1979): Petrogenesis of metamorphic rocks. 5th edition. Springer, New York, Heidelberg, Berlin.
- YARDLEY, B.W.D., LONG, C.B., MAX, M.D. (1979): Patterns of metamorphism in the Ox Mountains and adjacent parts of Western Ireland. In: A.L. Harris, C.H. Holland and B.E. Leake: The Caledonides of the British Isles – reviewed. *Geol. Soc. London, Spec. Publ. No. 8*, 369–374.

Appendix I Some occurrences of margarite described in the literature. Pseudomorphic margarite and examples from the Central Alps are excluded.

No assemblage*	metamorphic grade	area	reference
<u>metapelites</u>			
1 MaQzEp - MuMtTo	upper greenschist facies	Phurni island, Greece	Köhne (1937)
2 MaQz(tr)Ky(tr)Pl - MuPaBiStIlTo	amphibolite facies	Armoricaïn massif, Brittany, France	Harder (1956, p. 259)
3 Ma - MuPaTo	amphibolite facies(?)	Ural, USSR	Harder (1956, p. 259)
4 MaQz - MuChRuGr MaQzPy - MuCtGr	lower greenschist facies	Armoricaïn massif, France	Sagon (1967, 1970, 1978)
5 MaQz - MuPaChIlToGr	lower greenschist facies	Thuringian massif, NE-Bavaria, Germany	Ludwig (1972)
6 MaQz - MuChBiCtGaOpTo MaQz - MuChCtHoOpTo MaQz - MuBiCtStOp	upper greenschist to lower amphibolite facies	Flinton-Madoc area, Grenville Province, Canada	Thompson (1972, pers. comm. 1981)
7 MaQzCzPl - ChBiGaGr	upper greenschist facies	Dalradian, Scotland	Chinner (1974, written comm. 1981)
8 MaQz - MuChGaOp	greenschist facies	Ardennes, Belgium	Béthune de (1977)
9 MaQz - MuChBiGaOx	upper greenschist facies	Whetstone Lake area, Grenville Province	Carmichael et al. (1978)
10 MaZokY - MuChBiGaSt	upper amphibolite facies	Coast Ranges, British Columbia, Canada	Crawford et al. (1979)
11 MaQz - Mu St MaQz - MuPa(?)Gr MaQzKy - Gr	upper greenschist facies	W Scandinavian Caledonides, Norway	Andreasson & Lagerblad (1980)
12 MaQzPl - MuChBiCt MaQzEpPl - MuChBiGaHoOp	upper greenschist facies	Whetstone Lake area, Grenville Province	Leclair (1982)

No assemblage*	metamorphic grade	area	reference
<u>metamafels</u>			
13 MaQzEpCc - Mu	upper greenschist facies	Cordilleran belt, SE British Columbia	Jones (1971)
14 MaQzZoCc - MuPaChCtDoPtPoGr	greenschist facies	Hohe Tauern, Eastern Alps, Austria	Höck (1974a,b)
15 MaQzCc - MuPaChGr	lower greenschist facies	Corsica, France	Delcey (1974)
16 MaQzPlCc - MuCh MaEpCoPlCc - MuChBiTr	lower greenschist facies lower amphibolite facies	Naxos island, Greece	Jansen & Schuiling (1976)
17 MaQzCzPlCc - MuChBiGa	upper greenschist facies	Schneebergerzug, Eastern Alps, Austria	Hoinkes (1978)
18 MaQz - MuChCtRu	upper greenschist facies	Funeral Mountains California, USA	Labotka (1980)
<u>metabauxites</u>			
19 MaDi - MuCtHeRu MaCo - MuMt MaCo - CtMtRu	greenschist facies	SW Anatolia, Turkey	Önay (1949)
20 MaCo - HcMt	high grade contact metamorphic	Shin-kiura Mine, Japan	Aoki & Shimada (1965)
21 MaCoCc - MuMt MaCoKy - BiCtMt MaCoCc - MuBiMtHe MaEpCoKy - MuBiMt MaEpKy - MuChCtMtHe MaCo - MuChCtSt MaCoPlCc - MuTo MaCo - Mt	lower greenschist facies upper greenschist facies lower amphibolite facies higher amphibolite facies	Naxos island, Greece	Jansen & Schuiling (1976), Jansen (1977)

No assemblage*	metamorphic grade	area	reference
<u>metabasites (including some possible metamarls)</u>			
22 MaEpKyPl - PaBiGaHoAk	lower amphibolite facies	Tauern window, Eastern Alps, Austria	Ackermand & Morteani (1973)
23 MaZo - MuChCtGa	blueschist facies	Gran Paradiso, Western Alps, France	Chopin (1977, written comm. 1980)
24 MaKy(or Co)Pl - ChPhStHoSu MaCzKyPl - MuChHoSu	amphibolite facies	central Fiordland, New Zealand	Gibson (1979)
<u>metanorthosites</u>			
25 MaEpKyPl - Bi	upper amphibolite facies	outer Nordfjord, W Norway	Bryhni (1966, written comm. 1980)
26 MaCoPl - Ch	amphibolite facies	SW Norway	Brueckner (1977)
27 MaCzKyPl - ChHoSu	amphibolite facies	central Fiordland, New Zealand	Gibson (1979)
* The most complete assemblages are given only, neglecting existing sub-assemblages. First quoted phases belong to the model system CaO-Al ₂ O ₃ -SiO ₂ -H ₂ O-CO ₂			
Mineral abbreviations:			
Ak ankerite	Di diaspore	Ox oxide	Qz quartz
Bi biotite	Do dolomite	Pa paragonite	Ru rutile
Cc calcite	Ep epidote	Ph phlogopite	St staurolite
Ch chlorite	Ga garnet	Pl plagioclase	Su sulphide
Co corundum	Gr graphite	Po pyrrhotite	To tourmaline
Ct chloritoid	Hc hercynite	Pt pyrite	Tr tremolite
Cz clinozoisite	He hematite	Py pyrophyllite	Zo zoisite
			(tr) = trace amounts

Appendix II Occurrences of margarite, margarite + quartz and pyrophyllite + calcite of the Central Alps.

No. #	locality	coordinates	tectonic/stratigraphic position	original specimen	assemblage	reference
1	1 Verampio	668.9/119.6	Bündnerschiefer	EF 870	MaKyPl	Frank (in prep.)
2	1 Bosco	679.1/130.5	Bosco series/kyanite segregation	EF 1070	MaCoKyPl-Ch	Frank (in prep.)
3	1 Misura	686.1/151.2	Tremorgio-S. Giacomo zone/Bündnerschiefer	G 147	MaZKyPl-MuBiGaSt	Günther (pers. comm.)
4	1 Val Priasca	757.2/117.4	Bellinzona zone/"Triassic"?	PM 296a	MaCo-MuHc	Moćicska (1970)
5	1 Preda Rossa glacier	777.0/124.6	moraine boulder/"Triassic"?	Sci 1519	MaZCo-ChPh	Wenk (pers. comm.)
6	2 Alte Kaserne	650.0/115.3	Bündnerschiefer	Str 5497	MaQzCzKyPl-MuChBiGaGr	Frank (1979a)
7	2 Simplonpass	645.7/121.1	Bündnerschiefer	EF 835	MaQzCzPlCc-MuBi	Frank (1979a)
8	12 Kaltwasserpass	648.8/122.7 649.6/123.1 649.3/123.4 649.1/123.4	Bündnerschiefer Bündnerschiefer Bündnerschiefer Bündnerschiefer	Str 5820b Str 4339 Str 7011 EF 270	MaQzCzPlCc-MuChBiGaGr MaQzCzPl-MuBiGaHoGr MaQzCzKyPl-MuBiGa MaQzCzPl-MuPaChGaStGr	Frank (1979a) Frank (1979a) Frank (1979a) Frank (1979a)
9	9 Alpe Veglia	653.3/126.2	Bündnerschiefer	EF 440	MaQzCzPl-MuBiGaGr	Frank (1979a)
10	1 Bortelhorn	652.4/127.0	Berisal nappe/amphibolite	EF 81	MaQzEpPl-MuPaChHo	Frank (1979b)
	1 Isenwegg	649.6/125.3	Berisal nappe/leucocratic gneiss	EF 1058	MaQzZpPl-Mu	Frank (1979b)
11	21 Steinental	650.7/127.9 650.5/127.8 652.1/128.9	Quartenschiefer Bündnerschiefer Bündnerschiefer	Str 4103 EF 40 EF 170	MaQzPl-MuPaChBiGaHo MaQzCzPlCc-MuChBiGr MaQzCzPl-MuChBiGaGr	Frank (1979a) Frank (1979a) Frank (1979a)
12	2 Eisten	646.7/127.5	Quartenschiefer	EF 981	MaQzCzPlCc-MuPa	Frank (1979a)
13	8 Schallberg	644.7/127.6 644.7/127.6 645.1/127.2	Bündnerschiefer Bündnerschiefer Bündnerschiefer	EF 623 EF 627 Str 4407	MaQzPl-MuPaChCtGr MaQzPlCc-MuPaChGr MaQzCzPlCc-MuChBiGr	Frank (1979a) Frank (1979a) Frank (1979a)
14	3 Saltinaschlucht	643.0/128.4	Quartenschiefer	EF 1021	MaQzPlCc-MuPaCt	Frank (1979a)

No. #	Locality	coordinates	tectonic/stratigraphic position	original specimen	assemblage	reference
15	9 Termen Simplontunnel	643.8/129.4 644.1/130.3	Termen zone/"Liassic" Termen zone/"Liassic"	EF 927 Si-7	MaQzPlCc-MuPaChGr MaQzCzCc-MuPaChGr	
16	14 Bettligraben	650.0/133.7	Termen zone/"Liassic"	Lis 22.9.62.3	MaQzPlCc-MuPaChDoGr	Frey&Orville(1974)
17	3 Untergraben	652.7/135.4	Termen zone/"Liassic"	Lis 28.9.62.2 Lis 15.9.62.1	MaQz-MuChCtGr MaQzPlCc-MuPaDoGr	Frey&Orville(1974)
18	5 Ausserbinn	654.8/136.0 655.4/137.2	Termen zone/"Liassic" Termen zone/"Liassic" Termen zone/"Liassic"	Lis 24.9.62.4 wN 914 Str 4117	MaQzPl-MuPaChCtGr MaQzCz-MuChCtGaGr MaQzPlCc-MuChDoGr	Frey&Orville(1974)
19	10 Blinnetal	665.4/142.7	Termen zone/"Liassic"	Lis 29.8.62.15 Lis 29.8.62.9	MaQzCzPlCc-MuChBiGaGr MaQz-MuChBiCtGr	Frey&Orville(1974)
20	14 Altstafel	671.5/147.0	Nufenen zone/"Liassic"	MF 1663	MaQzCzPlCc-MuChBiGaDoGr	
21	1 Nufenenstock	673.2/147.0	Nufenen zone/"Liassic"	MF 1934	MaQzCz-MuChBiGaGr	
22	1 Griessee	671.8/146.2	Nufenen zone/"Liassic"	HA 224	MaQzCzPlCc-MuBiGaDoGr	Frey&Orville(1974)
23	1 Valle di Morasco	672.4/143.1	Bündnerschiefer	EF 519	MaQzPl-MuBiGaStGr	
24	6 Camoghe	694.7/155.4	Piora zone/Quartenschiefer Piora zone/"Liassic"	MF 1608 MF 1614	MaQzCzPlCc-MuChBiHoDo MaQzCzPlCc-MuChBiGaGr	
25	6 Lago Ritom	697.0/155.7	Piora zone/"Liassic"	MF 1628	MaQzCzPlCc-MuBiGaGr	
26	1 Gotthard road tunnel	-	Urseren zone/"Liassic"	N 4250	MaQzCc-MuChDoGr	
27	8 Alp Tgom	700.8/167.7	Urseren zone/Cardinia beds	MF 857	MaQz-MuPaChCtGr	Frey(1978)
28	6 Val Gierm	704.5/169.1	Urseren zone/"Liassic"	MF 900	MaQzCc-MuChDoGr	Frey(1978)
29	1 hydroelectric tunnel	707.3/169.5	Urseren zone/"Liassic"	CS KVR 1253	MaQzCc-MuDoGr	
30	2 Val Rondadura	703.9/159.8	Scopi zone/Stgir formation	KAW 643	MaQzCz-MuChBiDoGr	Frey(1978)
31	25 Lukmanierpass	704.5/156.8	Scopi zone/Stgir formation	MF 948	MaQzCzPlCc-MuChBiGaDoGr	Frey(1978)
	1 Scopi	706.6/158.7	Scopi zone/Coroi formation	MF 1256	MaQz-MuPaChCtGr	
32	4 Stabbio Nuovo	710.7/157.2	Scopi zone/Stgir formation	MF 213	MaQzKy-MuPaChCtGr	Fox(pers. comm.)
	1 Stabbio Nuovo	710.9/157.6	Scopi zone/Stgir formation	F 46	MaQzCzPlCc-MuBiGaDoGr	
33	3 Frodalera	706.8/154.2	Piora zone/Stgir formation	MF 1576	MaQzCzKyPl-MuPaChBiGaStGr	
	4 Brönich	707.5/154.0	Piora zone/Stgir formation	MF 1584	MaQzCzKyPlCc-MuChBiGaStDoGr	Frey(1978)
34	2 Campra	709.0/153.6	Piora zone/Stgir formation	MF 1601	MaQzCzKyPlCc-MuChBiGaStGr	Frey(1978)

No. #	locality	coordinates	tectonic/stratigraphic position	original specimen	assemblage	reference
35	1 Camperio	712.5/153.7	Piora zone/Quartenschiefer	K1 492	MaQzCzPlCc-MuChBiHo	Klein(1976)*
36	3 Campo Blenio	715.1/156.9	Peidener Schuppenzone/"Liassic"	Blen 1	MaQzCzPlCc-MuChGr.	
37	1 Val Camadra	715.1/160.0	Scopi zone/"Liassic"	Blen 21	MaQzCc-MuPaDoGr	
38	8 Valle Cavallasca	717.5/160.1	Peidener Schuppenzone/"Liassic"	MF 1316	MaQzCzPlCc-MuPaChDoGr	Frey(1978)
40	1 Val di Carassino	717.2/156.2	Piz Terri-Lunschania zone/Bündnerschiefer	Blen 36	MaQzCzPlCc-MuChDoGr	
41	1 Madra	724.4/143.9	Simano nappe/pre-Triassic metapelite	K1 484	MaQzCzPl-MuChBiGa	Klein(1976)*
42	1 P. del Ramulazz	728.2/140.5	Aduia nappe/pre-Triassic metapelite	K1 327	MaQzCzPl-MuChBiGa	Klein(1976)*
43	1 Alp de Trescolmen	733.6/139.9	Aduia nappe/pre-Triassic metapelite	K1 269	MaQzCzPl-MuChBiGa	Klein(1976)*
44	1 Portella	734.7/146.0	Misox zone/Bündnerschiefer	MF 1893	MaQzZoCc-MuPaChGaGr	
45	1 Spina	736.3/143.8	Misox zone/Bündnerschiefer	MF 1872	MaQzCc-MuPaChGr	
46	1 Giumela	735.2/141.3	Misox zone/Bündnerschiefer?	MF 1969	MaQzKy-MuPaChCtGaGr	
47	1 Mesocco	738.0/138.4	Misox zone/Bündnerschiefer	Mis 70	MaQzCzPl-MuBiGaGr	Klein(1976)*
101	Chamoson		Morcles nappe/"Aalénian"		PyCcQz...0m	Massaad(1973)**
102	Arbaz		Ultrahelvetic/"Aalénian"		PyCcQz...0m	Massaad(1973)**
103	Col du Pillon		Ultrahelvetic/"Aalénian"		PyCcQz...0m	Massaad(1973)**
104	Laenen		Ultrahelvetic/"Aalénian"		PyCcQz...0m	Massaad(1973)**
105	Spillgarten		Prealps/paleokarst	Genge 169	PyCcDi-11ChHe	Baud et al.(1979, p.447;Baud(pers. comm.))
106	1 Ferdenpass	619.8/138.3	Parautochthonous/"Hettangian"	MF 1685	PyCcQz-11Pa/Mu0mCh	
107	1 Bürgli/Kiental	626.3/154.4	Wildhorn nappe/"lower Liassic"	BK 72/253	PyCcQz-11ChDo0m	

No. #	locality	coordinates	tectonic/stratigraphic position	original specimen	assemblage	reference
108	6 Seelitalgraben	703.3/192.7	Axen nappe/"Infralias" and Cardinia beds	MF 539	PyCcQz-IIPaPa/MuChDo0m	
109	1 km E Ennenda	725.8/210.6	Glarus nappe/Bommerstein fm	MF 43	PyKaCcQz-I10m	
110	1 Wissmil-Magerrain	735.8/210.3	Axen nappe/Cardinia beds	MF 637	PyCcQz-IIPaPa/MuCh0m	
111	2 Schnüerligrat	739.8/207.4	Axen nappe/"Infralias", Prodkamm fm	MF 719	PyCcQz-IIPa/MuCh0m	
112	2 Guggenegg	740.8/210.5	Axen nappe/Cardinia beds	MF 648	PyCcQz-IIPaPa/MuChDo0m	Frey (1970)
113	1 Lauifurggla	740.3/208.6	Axen nappe/"Infralias"	MF 371	PyCcQz-IIPa/MuCh0m	Frey (1969)
114	4 1 km E of MoIs	737.6/214.8	Axen nappe/Prodkamm formation	MF 570	PyCcQz-IIPaPa/MuCh0m	
115	3 Pflastertobel	750.8/214.3	Mürtschen nappe/MoIs formation Axen nappe/MoIs formation	MF 70/1-1 MF 1017	PyKaCcQz-IIPaPa/MuChDo0m PyCcQz-IIPa/MuCh0m	
column 1:	No. 1-5 margarite-bearing assemblages No. 6-47 margarite+quartz-bearing assemblages No. 101-115 pyrophyllite+calcite-bearing assemblages					
column 2:	number of samples per locality					
column 6:	collection of: BK = Künzi (1975), HA = Hansen (1972), Lis = Liszkay (1965), Str = Prof. Streckeisen, WN = Prof. Nabholz, Bten, Mis, Sci = Btenio, Misox, Sciora collection of the Mineralogical Institute at Basel					
column 7:*	Bi biotite Cc calcite Ch chlorite Co corundum Ct chloritoid Cz clinzoisite	Di diaspore Do dolomite Ep epidote Ga garnet Gr graphite Hc hercynite	He hematite Ho hornblende Il illite Ka kaolinite Ky kyanite Ma margarite	Mu muscovite Om organic material Pa paragonite Pa/Mu mixed-layer paragonite/ muscovite Ph phlogopite	Pl plagioclase Py pyrophyllite Qz quartz Re rectorite St staurolite Zo zoisite	
column 8:	* Klein (1976) reports incomplete assemblages ** Massaad (1973) gives no information regarding coordinates and complete assemblages					

* If more than one sample per locality is available, then the most complete assemblages are given only, neglecting existing sub-assemblages. First quoted phases belong to the model system $\text{CaO-Al}_2\text{O}_3\text{-SiO}_2\text{-H}_2\text{O-CO}_2$.