

**Zeitschrift:** Swiss express : the Swiss Railways Society journal

**Herausgeber:** Swiss Railways Society

**Band:** - (2014)

**Heft:** 118

**Artikel:** A little slice of Switzerland in N-scale : Peter Marriott provides a glimpse of a superb Swiss layout located in Yorkshire

**Autor:** Marriott, Peter

**DOI:** <https://doi.org/10.5169/seals-854136>

### **Nutzungsbedingungen**

Die ETH-Bibliothek ist die Anbieterin der digitalisierten Zeitschriften. Sie besitzt keine Urheberrechte an den Zeitschriften und ist nicht verantwortlich für deren Inhalte. Die Rechte liegen in der Regel bei den Herausgebern beziehungsweise den externen Rechteinhabern. [Siehe Rechtliche Hinweise.](#)

### **Conditions d'utilisation**

L'ETH Library est le fournisseur des revues numérisées. Elle ne détient aucun droit d'auteur sur les revues et n'est pas responsable de leur contenu. En règle générale, les droits sont détenus par les éditeurs ou les détenteurs de droits externes. [Voir Informations légales.](#)

### **Terms of use**

The ETH Library is the provider of the digitised journals. It does not own any copyrights to the journals and is not responsible for their content. The rights usually lie with the publishers or the external rights holders. [See Legal notice.](#)

**Download PDF:** 14.03.2025

**ETH-Bibliothek Zürich, E-Periodica, <https://www.e-periodica.ch>**






All photos: Peter Marriott

## A little slice of Switzerland in N-scale

Peter Marriott provides a glimpse of a superb Swiss layout located in Yorkshire


Over the past couple of years I have been assisting David Aldis to work up the scenery on his N-scale layout in his loft. The layout is vaguely based on the BLS (with its model of the Bietschtal Viaduct), but the rolling stock used is from throughout the country. Basically the stock is whatever takes David's fancy. The layout is located in the


loft that measures approx. 18ft x 10ft with the baseboards being about 2ft wide arranged around the 4 sides of the loft. Half of the layout has scenery with the remainder being used for storage sidings. There are 2 main levels with double track lines on both plus a branch line leading up to a 3rd level. The track was weathered with various shades of track dirt or sleeper grime mainly using Railmatch aerosols. Landscape foundations are a mixture of timber, hard foam, plaster cloth and cork bark. The scenic materials are mainly Woodland Scenics Fine Turf and Polyfiber; static grass fibres by Noch and W W Scenics and Greenscene light grey tarmac textured paint. Adhesives are mainly PVA and extra hold hairspray. The buildings are a mixture of Faller, Vollmer and Pola with figures by Noch. The road vehicles, including a number of obligatory PostAutos are by Rietze, Wiking and



The landscape foundations before the addition of the plaster cloth and cork bark.





Faller. So far there are 281 trees on the layout, with at least another 200 or more that need to be planted. The locomotives and rolling stock are by Arnold, Brawa, Creanorm, Eriam, Fleischmann, Fulgerex, Hag, Hobbytrain, Hochstrasse, Ibertren, Kato, Lemaco, Lilliput, Lima Minitrain, Mehano, Minitrix, Piko, Roco and Wabu. It has been fun to work with David on this layout. I have never seen so many splendid N-scale models of our favourite country in one location! 

**MAIN PHOTO OPPOSITE PAGE :**  
A general view of one side of the layout. *Photos: Peter Marriott*

**THIS PAGE:** Photos around the layout showing the detail that can be achieved in 'N' scale, including Bachmann 'Scenecraft' workers climbing the cliff face!

